

# **ANNUAL QUALITY ASSURANCE REPORT**

(2012-13)

SUBMITTED TO

**NATIONAL ASSESSMENT AND ACCREDITATION COUNCIL (NAAC)**

BANGALORE -560072

ON

28-09-2018



SUBMITTED BY

**INTERNAL QUALITY ASSURANCE CELL**

**PRAGJYOTISH COLLEGE**

PO: BHARALUMUKH, GUWAHATI

DIST: KAMRUP (M) ASSAM, PIN: 781009

Email: iqac15pragcollege@gmail.com

# The Annual Quality Assurance Report (AQAR) of the IQAC

## Part – A

AQAR for the year

July 1, 2012 to June 30, 2013

### 1. Details of the Institution

1.1 Name of the Institution

Pragjyotish College

1.2 Address Line 1

Bharalumukh

Address Line 2

J.P. Agarwala Road

City/Town

Guwahati

State

Assam

Pin Code

781 009

Institution e-mail address

pragjyotishcollege@yahoo.co.in

Contact Nos.

0361 - 2544531

Name of the Head of the Institution:

Smt. Gauri Devi (July 1, 2012- July 31, 2012)  
Smt. Jayashree Devi (August 1, 2012- June 30, 2013)

Tel. No. with STD Code:

0361-2544531

Mobile:

98642-65167; 98641-33338

Name of the IQAC Co-ordinator:

Dr. Runima Baishya (July 1, 2012 –August 23, 2012)  
Dr. Ranjita Deka (August 24, 2012 –June 30, 2013)

Mobile:

86388-50289; 98640-65585

IQAC e-mail address:

iqac15pragcollege@gmail.com

1.3 NAAC Track ID (For ex. MHC0GN 18879)

**OR**

1.4 NAAC Executive Committee No. & Date:

EC/54/RAR/040 dated 08-01-2011

(For Example EC/32/A&A/143 dated 3-5-2004.

This EC no. is available in the right corner- bottom  
of your institution's Accreditation Certificate)

1.5 Website address:

www.pragjyotishcollege.org.in

Web-link of the AQAR:

### 1.6 Accreditation Details

Sl. No.	Cycle	Grade	CGPA	Year of Accreditation	Validity Period
1	1 <sup>st</sup> Cycle	B	73*	2004	07/01/2009
2	2 <sup>nd</sup> Cycle	B	2.61	2010	07/01/2016
3	3 <sup>rd</sup> Cycle	-	-	-	-
4	4 <sup>th</sup> Cycle	-	-	-	-

\*Institutional Score

1.7 Date of Establishment of IQAC: DD/MM/YYYY

06/04/2002

1.8 Details of the previous year's AQAR submitted to NAAC after the latest Assessment and Accreditation by NAAC ((for example AQAR 2010-11 submitted to NAAC on 12-10-2011))

- i. AQAR 2010-11 on 15/09/2018
- ii. AQAR 2011-12 on 22/09/2018

### 1.9 Institutional Status

University                      State  Central  Deemed  Private

Affiliated College            Yes  No

Constituent College        Yes  No

Autonomous college of UGC Yes  No

Regulatory Agency approved Institution Yes  No   
(eg. AICTE, BCI, MCI, PCI, NCI)

Type of Institution    Co-education  Men  Women

                                  Urban  Rural  Tribal

Financial Status    Grant-in-aid  UGC 2(f)  UGC 12B

                                  Grant-in-aid + Self Financing  Totally Self-financing

### 1.10 Type of Faculty/Programme

Arts  Science  Commerce  Law  PEI (Phys Edu)

TEI (Edu)  Engineering  Health Science  Management

Others (Specify) BCA, Fine Arts (HS)

1.11 Name of the Affiliating University (for the Colleges)

Gauhati University

1.12 Special status conferred by Central/ State Government-- UGC/CSIR/DST/DBT/ICMR etc

Autonomy by State/Central Govt. / University	<input type="text" value="No"/>		
University with Potential for Excellence	<input type="text" value="No"/>	UGC-CPE	<input type="text" value="No"/>
DST Star Scheme	<input type="text" value="No"/>	UGC-CE	<input type="text" value="No"/>
UGC-Special Assistance Programme	<input type="text" value="No"/>	DST-FIST	<input type="text" value="No"/>
UGC-Innovative PG programmes	<input type="text" value="No"/>	Any other ( <i>Specify</i> )	<input type="text" value="No"/>
UGC-COP Programmes	<input type="text" value="No"/>		

**2. IQAC Composition and Activities**

2.1 No. of Teachers	<input type="text" value="06"/>
2.2 No. of Administrative/Technical staff	<input type="text" value="01"/>
2.3 No. of students	<input type="text" value="01"/>
2.4 No. of Management representatives	<input type="text" value="01"/>
2.5 No. of Alumni	<input type="text" value="01"/>
2. 6 No. of any other stakeholder and community representatives	<input type="text" value="02"/>
2.7 No. of Employers/ Industrialists	<input type="text" value="Nil"/>
2.8 No. of other External Experts	<input type="text" value="02"/>
2.9 Total No. of members	<input type="text" value="14"/>
2.10 No. of IQAC meetings held	<input type="text" value="04"/>

2.11 No. of meetings with various stakeholders:

Faculty  Non-Teaching Staff  Students  Alumni  Others

2.12 Has IQAC received any funding from UGC during the year? Yes  No

If yes, mention the amount

2.13 Seminars and Conferences (only quality related)

(i) No. of Seminars/Conferences/ Workshops/Symposia organized by the IQAC

Total Nos.  International  National  State  Institution Level

(ii) Themes

## 2.14 Significant Activities and contributions made by IQAC

- Feedback from all the stakeholders, Student, Faculty, Support Staff, Guardians, and Alumni are taken and analyzed. Suggestions are submitted to the Head of the Institution.
- College website has been launched.
- Support staff training on computer literacy and accounts had been conducted.

## 2.15 Plan of Action by IQAC/Outcome

The plan of action chalked out by the IQAC in the beginning of the year towards quality enhancement and the outcome achieved by the end of the year \*

Plan of Action	Achievements
i) Plan to avail INFLIBNET service	i) Process initiated
ii) Suggestion to modernise the College Canteen	ii) Suggestion accepted
iii) To adopt school of nearby place	iii) Department of Physics adopted a school in nearby Maloibari Village, Khetri, in collaboration with Indian Association of Physics teachers (IAPT), RC-17.
iv) Medical unit to be established	iv) Proposal submitted to concerned authority.
v) Proposal for formation of Alumni Association	v) Process initiated

\* Attached the Academic Calendar of the year as **Annexure I**.

2.15 Whether the AQAR was placed in statutory body

Yes  No

Management  Syndicate  Any other body

Provide the details of the action taken

AQAR is approved with minor revision.

## Part – B

### Criterion – I

#### **1. Curricular Aspects**

##### 1.1 Details about Academic Programmes (to be verified with prospectus)

Level of the Programme	Number of existing Programmes	Number of programmes added during the year	Number of self-financing programmes	Number of value added / Career Oriented programmes
PhD	06 (Assamese, Bengali, Geography, Mathematics, Sanskrit, Statistics)	Nil		
PG	02 (Assamese, MTM)		01 (MTM)	
UG	05 (Arts, Science, Commerce, BCA, BCA)	Nil	03 (BCA, BBA, Commerce)	
PG Diploma	Nil	Nil	Nil	
Advanced Diploma	Nil	Nil	Nil	
Diploma	Nil	Nil	Nil	
Certificate	01*	Nil	Nil	
Others	02 (TTM, HS (Arts, Science, Commerce))	Nil	Nil	02 (NCC, NSS)
<b>Total</b>	16	Nil	04	02
Interdisciplinary	Nil	Nil	Nil	Nil
Innovative	Nil	Nil	Nil	Nil

\* Sanskrit Department conducted a 15 months certificate course on “Spoken Sanskrit” in collaboration with Rashtriya Sanskrit Santha (Deemed University, New Delhi).

##### 1.2 (i) Flexibility of the Curriculum: CBCS/Core/Elective option / Open options



##### (ii) Pattern of programmes:

Pattern	Number of programmes
Semester	07 [MA (Assamese), MTM, BA, B.Sc, B.Com, BBA, BCA]
Trimester	Nil
Annual	Nil

1.3 Feedback from stakeholders\* Alumni  Parents  Employers  Students

(On all aspects)

Mode of feedback : Online  Manual  Co-operating schools (for PEI)

Feedback taken, analysed and presented in the **Annexure II**

1.4 Whether there is any revision/update of regulation or syllabi, if yes, mention their salient aspects.

No.

1.5 Any new Department/Centre introduced during the year. If yes, give details.

No

## Criterion – II

### 2. Teaching, Learning and Evaluation

2.1 Total No. of permanent faculty

Total	Asst. Professors	Associate Professors	Professors	Others
76	35	41	Nil	22 (Commerce)

2.2 No. of permanent faculty with Ph.D.

38

2.3 No. of Faculty Positions Recruited (R) and Vacant (V) during the year

Asst. Professors		Associate Professors		Professors		Others		Total	
R	V	R	V	R	V	R	V	R	V
02	08	Nil	Nil	Nil	Nil	Nil	Nil	02	Nil

2.4 No. of Guest and Visiting faculty and Temporary faculty

43

10

12

2.5 Faculty participation in conferences and symposia:

No. of Faculty	International level	National level	State level
Attended	04	56	08
Presented papers	08	40	02
Resource Persons	02	06	06

2.6 Innovative processes adopted by the institution in Teaching and Learning:

ICT-enabled teaching-learning process followed.  
Student-centered teaching strategies were operated.

2.7 Total No. of actual teaching days during this academic year

258

2.8 Examination/ Evaluation Reforms initiated by the Institution (for example: Open Book Examination, Bar Coding, Double Valuation, Photocopy, Online Multiple Choice Questions)

Students are evaluated for internal assessment marks (20%) by conducting examinations, seminars, assignments, projects.

2.9 No. of faculty members involved in curriculum restructuring/revision/syllabus development as member of Board of Study/Faculty/ Curriculum Development workshop

06

01

03

2.10 Average percentage of attendance of students:

75 (Major); 67 (General)

2.11 Course/Programme wise distribution of pass percentage:

Title of the Programme	Total no. of students appeared	Division				
		Distinction	I	II	III	Pass%
PG (Assamese)	44	Nil	04	40	Nil	100
PG (Master of Tourism Management)	25	Nil	08	17	Nil	100
UG (Arts)	399	Nil	12	103	121	59.1
UG (Science)	80	Nil	24	27	07	72.5
UG (Commerce)	346	Nil	04	180	92	79.8

2.12 How does IQAC Contribute/Monitor/Evaluate the Teaching & Learning processes:

- IQAC interacts with the Head of the Departments and offers suggestions to conduct remedial courses/tutorial classes for the weak students.
- Collects and analyzes the feedbacks from the students, faculty, non-teaching staff, guardians and alumni.



## 2.13 Initiatives undertaken towards faculty development

<i>Faculty / Staff Development Programmes</i>	<i>Number of faculty benefitted</i>
Refresher courses	Nil
UGC – Faculty Improvement Programme	Nil
HRD programmes	Nil
Orientation programmes	Nil
Faculty exchange programme	Nil
Staff training conducted by the university	Nil
Staff training conducted by other institutions	Nil
Summer / Winter schools, Workshops, etc.	Nil
Others	Nil

## 2.14 Details of Administrative and Technical staff

Category	Number of Permanent Employees	Number of Vacant Positions	Number of permanent positions filled during the Year	Number of positions filled temporarily
Administrative Staff	32	05	Nil	09
Technical Staff	Nil	Nil	Nil	Nil

## Criterion – III

### 3. Research, Consultancy and Extension

#### 3.1 Initiatives of the IQAC in Sensitizing/Promoting Research Climate in the institution

- IQAC encourages the faculty member to submit major and minor project proposals to various funding agencies.
- IQAC encourages students to participate in various workshops/seminars
- IQAC helps student to perform project work by the student as a part of syllabus in the subject “Environmental studies”.
- Students of 6<sup>th</sup> semester (Science) of some departments perform experimental project work in collaboration with various research institute and university.

### 3.2 Details regarding major projects

	Completed	Ongoing	Sanctioned	Submitted
Number	Nil	Nil	Nil	Nil
Outlay in Rs. Lakhs	Nil	Nil	Nil	Nil

### 3.3 Details regarding minor projects

	Completed	Ongoing	Sanctioned	Submitted
Number	Nil	4	01	Nil
Outlay in Rs. Lakhs	Nil	3.7	1.5	Nil

### 3.4 Details on research publications

	International	National	Others
Peer Review Journals	11	06	01
Non-Peer Review Journals	02	05	03
e-Journals	Nil	Nil	Nil
Conference proceedings	Nil	03	02

### 3.5 Details on Impact factor of publications:

Range  Average  h-index  Nos. in SCOPUS

### 3.6 Research funds sanctioned and received from various funding agencies, industry and other organisations

Nature of the Project	Duration Year	Name of the funding Agency	Total grant sanctioned	Received
Major projects	Nil	Nil	Nil	Nil
Minor Projects	2011-13 (3years)	UGC	1.35 lakh	Nil
Interdisciplinary Projects	Nil	Nil	Nil	Nil
Industry sponsored	Nil	Nil	Nil	Nil
Projects sponsored by the University/ College	Nil	Nil	Nil	Nil
Students research projects (other than compulsory by the University)	Nil	Nil	Nil	Nil
Any other(Specify)	Nil	Nil	Nil	Nil
Total			1.35 lakh	

3.7 No. of books published i) With ISBN No.  Chapters in Edited Books   
ii) Without ISBN No.

3.8 No. of University Departments receiving funds from

UGC-SAP  CAS  DST-FIST

DPE  DBT Scheme/funds

3.9 For colleges Autonomy  CPE  DBT Star Scheme

INSPIRE  CE  Any Other (specify)

3.10 Revenue generated through consultancy

3.11 No. of conferences organized by the Institution

Level	International	National	State	University	College
Number	Nil	Nil	Nil	Nil	Nil
Sponsoring agencies	Nil	Nil	Nil	Nil	Nil

3.12 No. of faculty served as experts, chairpersons or resource persons

3.13 No. of collaborations International  National  Any other

3.14 No. of linkages created during this year

3.15 Total budget for research for current year in lakhs:

From funding agency  From Management of University/College

Total

3.16 No. of patents received this year

Type of Patent		Number
National	Applied	Nil
	Granted	Nil
International	Applied	Nil
	Granted	Nil
Commercialised	Applied	Nil
	Granted	Nil

3.17 No. of research awards/ recognitions received by faculty and research fellows of the institute in the year

Total	International	National	State	University	Dist	College
02	Nil	Nil	Nil	Gauhati University	Nil	Nil

3.18 No. of faculty from the Institution who are Ph. D. Guides

and students registered under them

3.19 No. of Ph.D. awarded by faculty from the Institution Nil

3.20 No. of Research scholars receiving the Fellowships (Newly enrolled + existing ones):

JRF Nil      SRF Nil      Project Fellows Nil      Any other Nil

3.21 No. of students Participated in NSS events:

University level	35	State level	Nil
National level	Nil	International level	Nil

3.22 No. of students participated in NCC events:

University level	Nil	State level	07
National level	12	International level**	01

\* 09 (NCC-army, navy and air wing) + 11 (NCC girls' army wing)

\*\* Anupama Devi participated in YEP (Youth Exchange Programme) in Russia during 6<sup>th</sup> October to 8<sup>th</sup> November, 2012.

3.23 No. of Awards won in NSS:

University level	Nil	State level	Nil
National level	Nil	International level	Nil

3.24 No. of Awards won in NCC:

University level	Nil	State level	Nil
National level*	02	International level	Nil

\*1. Bhagyashree Das was adjudged as the Best Volleyball Player in Basic Leadership Camp and National Integration Camp UP (Kanpur), 2013.

2. UO Cadet Indrajeet Mandal was selected as NER Commander in All India Bayu Sainik Camp at Bangalore, 2013.

3.25 No. of Extension activities organized

University forum	Nil	College forum	01		
NCC	04	NSS	Nil	Any other	Nil

3.26 Major Activities during the year in the sphere of extension activities and Institutional Social Responsibility

Tree plantation in the college campus was conducted and blood donation camp was held in collaboration with Red Cross.

## Criterion – IV

### 4. Infrastructure and Learning Resources

#### 4.1 Details of increase in infrastructure facilities:

Facilities	Existing	Newly created	Source of Fund	Total
Campus area	7.35 acres 7864.3 sq. meter			7.35 acres 7864.3 sq. meter
Class rooms	56			
Laboratories	12			
Seminar Halls	1			
No. of important equipments purchased ( $\geq$ 1-0 lakh) during the current year.				
Value of the equipment purchased during the year (Rs. in Lakhs)		Rs.1.94	UGC	
Others				

#### 4.2 Computerization of administration and library

- N-LIST (PROG) is installed in the library.
- Administrative work is partially computerized.

#### 4.3 Library services:

	Existing		Newly added		Total	
	No.	Value	No.	Value	No.	Value
Text Books	33522		408		33930	Rs.1,45,643
Reference Books	22369		271		22640	
e-Books	N-LIST (PROG)					
Journals	36		4		40	Rs.14,400
e-Journals	N-LIST (PROG)					Rs.5,000
Digital Database						
CD & Video	60		40		100	Rs.5,800
Others (specify) News Paper	11		2		13	Rs.23,442

\* Many books are available with departmental libraries also.

#### 4.4 Technology up-gradation (overall)

	Total Computers	Computer Labs	Internet	Browsing Centres	Computer Centres	Office	Departments	Others
Existing	38	11	1	Nil	Nil	4	22	Nil
Added	6	1	1	Nil	Nil	1	3	Nil
Total	44	12	2	Nil	Nil	5	25	Nil

#### 4.5 Computer, Internet access, training to teachers and students and any other programme for technology up-gradation (Networking, e-Governance etc.)

- New computers were added to some departments.
- Internet facility in the college campus was upgraded.
- A seminar on the topic “Ethical Hacking” was arranged by the Department of Computer Science and BCA in collaboration with “*India can Education Pvt. Ltd*” on 19/02/2013 in the college seminar hall.
- A talk on the topic “Computer Security: Tools and Techniques of Ethical Hacking” delivered by ANKIT FADIA was arranged by the Department of Computer Science and BCA in collaboration with “*India Can Educomp Company*” in the college seminar hall on 03/05/2013.

#### 4.6 Amount spent on maintenance in lakhs:

i) ICT	1.97
ii) Campus Infrastructure and facilities	29.03
iii) Equipments	4.55
iv) Others	15.59
<b>Total:</b>	51.14

## Criterion – V

### 5. Student Support and Progression

#### 5.1 Contribution of IQAC in enhancing awareness about Student Support Services

- IQAC approves general class routine.
- Health camp for students was organized.
- Awareness program and self-defense courses like “karate” were organized for girl students by NCC in collaboration with Pragjyotish College Women Study Center.

#### 5.2 Efforts made by the institution for tracking the progression

- Different committees were constituted for monitoring the progress of college activities.
- Class registers are closely monitored regularly by the concerned authority.

#### 5.3 (a) Total Number of students

UG	PG	Ph. D.	Others
2231	161	Nil	829 (HS)

(b) No. of students outside the state

876

(c) No. of international students

Nil

Last Year						This Year					
General	SC	ST	OBC	Physically Challenged	Total	General	SC	ST	OBC	Physically Challenged	Total
1152	205	500	430	Nil	2287	1283	187	459	463	Nil	2392

Men	No	%

Women	No	%

Demand ratio. 2.70:1

Dropout %: 8.79

*\*Dropout rate is calculated by the difference between the students took admission in 1<sup>st</sup> semester and the students appeared in 1<sup>st</sup> semester final examination.*

#### 5.4 Details of student support mechanism for coaching for competitive examinations (If any)

Preparing students for various competitive examinations

No. of students beneficiaries

5.5 No. of students qualified in these examinations

NET  SET/SLET  GATE  CAT   
IAS/IPS etc  State PSC  UPSC  Others (JAM etc.)

5.6 Details of student counselling and career guidance

Departmental level counseling was done for specific area.

No. of students benefitted

5.7 Details of campus placement

<i>On campus</i>			<i>Off Campus</i>
Number of Organizations Visited	Number of Students Participated	Number of Students Placed	Number of Students Placed
Nil	Nil	Nil	Nil

5.8 Details of gender sensitization programmes

- Members of Pragjyotish College Women Study Centre (PCWSC) participated in a cultural procession creating gender awareness on 28/01/2013.
- Lecture delivered by Dr. Ranjita Deba on Significance of Women's Day on 08/03/2013.

5.9 Students Activities

5.9.1 No. of students participated in Sports, Games and other events

State/ University level  National level  International level

No. of students participated in cultural events

State/ University level\*  National level  International level

\* Shamina Sajad-Singing (NIT, Silchar)

5.9.2 No. of medals /awards won by students in Sports, Games and other events

Sports: State/ University level\*  National level  International level

\*Group Champion-Cricket, organised by Hero Honda Karizma, ZMR

Cultural: State/ University level  National level  International level



### 5.10 Scholarships and Financial Support

	Number of students	Amount (INR)
Financial support from institution		
Financial support from government	128	Rs.32,82,095.00
Financial support from other sources		
Number of students who received International/ National recognitions		

### 5.11 Student organised / initiatives

Fairs : State/ University level  National level  International level

Exhibition: State/ University level\*  National level\*\*  International level

*\*Exhibition organised by MTM Department on World Tourism Day on 27<sup>th</sup> September*

*\*\*National Foundation for Communal Harmony-AASHWAS-purpose was rehabilitation of terror inflicted children (initiated by Manoj Kumar Lahkar)*

5.12 No. of social initiatives undertaken by the students

5.13 Major grievances of students (if any) redressed:

- Boys common room needed
- Clean drinking water facility required.

## Criterion – VI

### **6. Governance, Leadership and Management**

#### 6.1 State the Vision and Mission of the institution

##### Vision

To establish this seat of higher learning as one of the first grade institutions of the country having autonomous status

##### Mission

- To have full control over curriculum, management and evaluation keeping in mind the actual needs of the students
- To foster leadership qualities in the students exploiting their fullest potentials
- To inculcate value of patriotism, internal discipline in thoughts and actions
- To foster a healthy interpersonal relationship amongst the students
- To promote a scientific and rational thinking amongst the students
- To create a congenial environment for the all-round development of the students in their future life

#### 6.2 Does the Institution has a management Information System

The college does not have a Management Information System (MIS). The College ensures a system of organized and channeled management information flow and decision making processes through different bodies like Governing Body, the Management Committee and the Finance Committee for various administrative works, under the leadership and guidance of the Principal.

The Heads of departments take care of all departmental activities and ensure the smooth functioning. Regular meetings/ interactions are held with stakeholders comprising of faculty, parents, alumni and the students for the smooth and effective functioning of the college. Feedback received from faculty, students and other stakeholders are considered for continuous review.

#### 6.3 Quality improvement strategies adopted by the institution for each of the following:

##### 6.3.1 Curriculum Development

The College is affiliated to Gauhati University and hence syllabus and curriculum are designed by the university (parent institution). Nevertheless, a large number of teachers from different department are member of the syllabus committee.

### 6.3.2 Teaching and Learning

- A general routine is prepared by the routine committee and classrooms are allotted as per the requirement of each department. The HOD makes all the necessary rectification concerning the departmental activities.
- The college also makes provisions in undertaking necessary projects, excursion, field works, visit to higher educational institutions like IIT, G.U etc.

### 6.3.3 Examination and Evaluation

Examination and evaluation are conducted as per the rules/direction of the university. The teaching staff takes active part in all the required confidential works. It is also an important Zonal Centre for different streams and semesters conducted by the university.

### 6.3.4 Research and Development

- The college actively encourages research work in different streams. Several faculty members of different departments have guide-ship for PhD in the parent University and hence are actively involved in research work
- The college has allotted minor and major research project to some faculty members, which is funded by UGC
- The college has also created a Bio-Tech Hub to enhance and propagate knowledge related to Life Sciences
- Several faculty members have availed fellowship for FDP

### 6.3.5 Library, ICT and physical infrastructure/instrumentation

- Automated library services to its users are introduced
- Physical infrastructure is developed

### 6.3.6 Human Resource Management.

- Regular meetings conducted by the Principal with the teaching and non-teaching staff for the smooth conduct of classes and other academic related affairs
- The teachers in charge of different student activities take care of all the events like participation of students in different competitions

### 6.3.7 Faculty and Staff recruitment

The college takes every possible measure to fill the vacant post as early as possible. Appointments of permanent faculty are made through advertisement in printed and electronic media. The college also appoints guest faculty to make up the shortage of faculty in certain departments.

### 6.3.8 Industry Interaction / Collaboration

- A national seminar sponsored by UGC was organized by the Economic Planning Forum of the Department of Economics in collaboration with NGO ATMA-NIRBHAN-EK-CHALLENGE on 5<sup>th</sup> and 6<sup>th</sup> September 2013
- Department of Tourism Management has also collaborated with Sikkim Government in recruiting the students passed out from Pragjyotish College

### 6.3.9 Admission of Students

The admission processes are done strictly on the basis of merit. A central merit list is prepared before admission and seats are allotted as per the merit list. Reservations for OBC, ST (P), ST (H), PH are maintained as per Assam Government rules. The terms and conditions of the admission processes are clearly stated in the college prospectus and accordingly carried out.

### 6.4 Welfare schemes for 2012-2013

Teaching	<ul style="list-style-type: none"><li>• Subsidized food provided at the college canteen</li><li>• Financial welfare schemes are available</li></ul>
Non teaching	<ul style="list-style-type: none"><li>• Subsidized food provided at the college canteen</li><li>• Financial welfare schemes are available</li></ul>
Students	<ul style="list-style-type: none"><li>• Subsidized food provided at the college canteen</li></ul>

6.5 Total corpus fund generated

Rs. 1,04,45,076/-

6.6 Whether annual financial audit has been done

Yes  No

6.7 Whether Academic and Administrative Audit (AAA) has been done?

Audit Type	External		Internal	
	Yes/No	Agency	Yes/No	Authority
Academic	No	-	No	-
Administrative (Financial)	Yes	Govt. Audit	Yes	Chartered Accountant

6.8 Does the University/ Autonomous College declare results within 30 days?

For UG Programmes      Yes       No

For PG Programmes      Yes       No

6.9 What efforts are made by the University/ Autonomous College for Examination Reforms?

The College is treated as Micro-Zone as part of the examination system conducted by the parent University. In such cases, the Principal is responsible for the answer script evaluation where the teaching staff of the concerned departments participates actively.

6.10 What efforts are made by the University to promote autonomy in the affiliated/constituent colleges?

- The parent University provides full authority to the college to conduct sessional examinations and marks of internal assessment are credited to the students by the faculties of the college.
- Practical Examinations are also conducted in the college and marks credited to the students in the final examination.

6.11 Activities and support from the Alumni Association

- The Alumni Association played an active role in various activities of the college
- In 2013-2014 the Association made great contribution in repairing and renovating the approach road of the college

6.12 Activities and support from the Parent –Teacher Association

- There are three guardian members in the Governing Body of the college for duration of three years for a better communication with the institution and the parents
- Parent–teacher meetings are held in the various departments of the college and the problems of both students and teachers are discussed

### 6.13 Development programmes for support staff

Intra-Institutional training on basic Computer Application was held in the Department of Computer Science

### 6.14 Initiatives taken by the institution to make the campus eco-friendly

- Every year the World Environmental Day is observed on 5<sup>th</sup> June by the Department of Botany on behalf of the college authority to create awareness among the students and the staff. Plantation programmes in the college campus are also incorporated as part of the celebration.
- The two ponds at the entrance of the college are maintained regularly to balance the eco system
- The college has a beautification cell which makes efforts to make the college eco-friendly

## Criterion – VII

### 7. Innovations and Best Practices

7.1 Innovations introduced during this academic year which have created a positive impact on the functioning of the institution. Give details.

- LCD projectors were provided to most of the Departments of the College
- Steps are taken to provide internet facility to all the Departments
- The College Library is enrolled as member of NLIST program and INFLIBNET

7.2 Provide the Action Taken Report (ATR) based on the plan of action decided upon at the beginning of the year

Process has been initiated to avail INFLIBNET service in the college library. Suggestion has been placed in the concerned body for modernization of the College Canteen. Some of the Departments have adopted nearby school as a part of extension activities.

7.3 Give two Best Practices of the institution

Best Practice 1: Teaching Science in nearby Secondary School

Best Practice 2: Collecting Feedback from various stakeholders.

7.4 Contribution to environmental awareness / protection

- Regular programs are pursued for celebration of World Environment Day.
- The two ponds at the entrance of the college are maintained regularly to balance the eco system.

7.5 Whether environmental audit was conducted?

Yes

No

7.6 Any other relevant information the institution wishes to add (for example SWOT Analysis)

Strength: College is connected to the internet through WI-FI

Weakness: Less number of certificate course and job oriented course

Opportunity: Four wings of NCC are available for skill development.

Threat: To prepare the students to face the challenges of the changing market scenario

8. **Plans of institution for next year**

- To open a Fitness Centre for the students and faculty.
- To modernize the college laboratories and class rooms.
- To modernize the college canteen.
- To orient science students more for research

Name: **Dr. Manjit Kumar Mazumdar**

Signature of the Coordinator, IQAC

Name: **Dr. Manoj Kumar Mahanta**

Signature of the Chairperson, IQAC

\*\*\*

## **Annexures**

Annexure I: Academic Calendar

Annexure II: Feedback Analyses

Annexure III. Best Practices



**Annexure - I**  
**ACADEMIC CALENDAR (2012-2013)**  
**Pragjyotish College, Santipur, Guwahati – 09**

Month	Date	Days	Particulars	Working Days	Holidays	Academic and Other Activities
July 2012	1-31	Sun-Tue	Summer Vacation		31 day	
Aug 2012	1-4	Wed - Sat	Classes	4 days		Major classes to commence from 01 <sup>st</sup> Aug  Freshers' Social Function for all Academic Departments and College General Freshers' to be completed by month end
	5	Sun			1 day	
	6-11	Mon - Sat	Classes	6 days		
	12	Sun			1 day	
	13 - 14	Mon - Tue	Classes	2 days		
	15	Wed	Independence Day		1 day	
	16-18	Thu - Sat	Classes	3 days		
	19	Sun	Tithi of Sri Sri Sankardev		1 day	
	20 - 21	Mon - Tue	Id-UI-Fitr		2 days	
	22-25	Wed - Sat	Classes	4 days		
26	Sun			1 day		
27 - 31	Mon - Fri	Classes	5 days			
Sept 2012	1	Sat	College Foundation Day	1 day		
	2	Sun			1 day	
	3-4	Mon - Tue	Classes	2 days		
	5	Wed	Tithi of Sri Madhab Dev		1 day	
	6-7	Thu - Fri	Classes	2 days		
	8	Sat	Janmastami		1 day	
	9	Sun			1 day	
	10 - 15	Mon - Sat	Classes	6 days		
	16	Sun			1 day	
	17-22	Mon - Sat	Classes	6 days		
	23	Sun			1 day	
	24	Mon	Classes	1 day		
	25	Tue	Janmotsav of Sri Sri Sankardev		1 day	
26-29	Wed - Sat	Classes	4 days			
30	Sun			1 day		
Oct 2012	1	Mon	Classes	1 day		Sessional Exams to commence from 1 <sup>st</sup> week  Student Union Elections to be completed before Durga Puja vacation  Field Works to be completed by month end
	2	Tue	Gandhi Jayanti		1 day	
	3-6	Wed - Sat	Classes	4 days		
	7	Sun			1 day	
	8-13	Mon - Sat	Classes	6 days		
	14	Sun			1 day	
	15-16	Mon - Tue	Classes	2 days		
	17	Wed	Kati Bihu		1 day	
	18 - 20	Thu - Sat	Classes	3 days		
21 - 29	Sun - Sun	Durga Puja Vacation		9 days		
30 - 31	Mon - Tue	Classes	2 days			
Nov 2012	1-3	Thu - Sat	Classes	3 days		TDC Odd Term-end Exams to commence
	4	Sun			1 day	
	5-10	Mon - Sat	Classes	6 days		
	11	Sun			1 day	
	12	Mon	Classes	1 day		
	13	Tue	Kali Puja/ Diwali		1 day	
	14 - 17	Wed - Sat	Classes	4 days		
	18	Sun			1 day	
	19 - 24	Mon - Sat	Classes	6 days		
	25	Sun			1 day	
	26 - 27	Mon - Tue	Classes	2 days		
28	Wed	Guru Nanak's Birthday		1 day		
29 - 30	Thu - Fri	Classes	2 days			

Dec 2012	1	Sat	Classes	1 day		
	2	Sun			1 day	
	3 - 8	Mon - Sat	Classes	6 days		
	9	Sun			1 day	
	10 - 15	Mon - Sat	Classes	6 days		
	16	Sun			1 day	
	17 - 22	Mon - Sat	Classes	6 days		
	23	Sun			1 day	
	24	Mon	Classes	1 day		
	25	Tue	Christmas Day		1 day	
	26 - 29	Wed - Sat	Classes	4 days		
30	Sun			1 day		
31	Mon	Classes	1 day			
Jan 2013	1 - 5	Tue - Sat	Classes	5 days		College Week to be completed by month end
	6	Sun			1 day	
	7 - 12	Mon - Sat	Classes	6 days		
	13 - 17	Sun - Thu	Magh Bihu, Silpi Divas		5 days	
	18 - 19	Fri - Sat	Classes	2 days		
	20	Sun			1 day	
	21 - 25	Mon - Fri	Classes	5 days		
	26	Sat	Republic Day		1 day	
27	Sun			1 day		
28 - 31	Mon - Thu	Classes	4 days			
Feb 2013	1 - 2	Fri - Sat	Classes	2 days		H.S. (Final) exams to commence
	3	Sun			1 day	
	4 - 9	Mon - Sat	Classes	6 days		
	10	Sun			1 day	
	11 - 14	Mon - Thu	Classes	4 days		
	15	Fri	Saraswati Puja		1 day	
	16	Sat	Classes	1 day		
	17	Sun			1 day	
	18 - 23	Mon - Sat	Classes	6 days		
24	Sun			1 day		
25 - 28	Mon - Thu	Classes	4 days			
Mar 2013	1 - 2	Fri - Sat	Classes	2 days		H.S. (1 <sup>st</sup> Year) exams to commence after the completion of H.S. (Final) exams
	3	Sun			1 day	
	4 - 9	Mon - Sat	Classes	6 days		
	10	Sun	Shivaratri		1 day	
	11 - 16	Mon - Sat	Classes	6 days		
	17	Sun			1 day	
	18 - 23	Mon - Sat	Classes	6 days		
	24	Sun			1 day	
	25 - 26	Mon - Tue	Classes	2 days		
27	Wed	Dol Yatra		1 day		
28 - 30	Thu - Sat	Classes	3 days			
31	Sun			1 day		

<b>Apr 2013</b>	1 - 6	Mon – Sat	Classes	6 days		Sessional exams to be completed before Bohag Bihu
	<b>7</b>	<b>Sun</b>			<b>1 day</b>	
	8 - 13	Mon - Sat	Classes	6 days		
	<b>14 - 16</b>	<b>Sun - Tue</b>	<b>Bohag Bihu</b>		<b>3 days</b>	
	17 - 20	Wed - Sat	Classes	4 days		
	<b>21</b>	<b>Sun</b>			<b>1 day</b>	
	22 - 27	Mon - Sat	Classes	6 days		
	<b>28</b>	<b>Sun</b>			<b>1 day</b>	
<b>May 2013</b>	29 - 30	Mon - Tue	Classes	2 days		TDC Even Term-end Exams to commence
	<b>1</b>	<b>Wed</b>	<b>May Day</b>		<b>1 day</b>	
	2 - 4	Thu - Sat	Classes	3 days		
	<b>5</b>	<b>Sun</b>			<b>1 day</b>	
	6 - 11	Mon - Sat	Classes	6 days		
	<b>12</b>	<b>Sun</b>			<b>1 day</b>	
	13 - 18	Mon - Sat	Classes	6 days		
	<b>19</b>	<b>Sun</b>			<b>1 day</b>	
<b>Jun 2013</b>	20 - 25	Mon - Sat	Classes	6 days		
	<b>26</b>	<b>Sun</b>	<b>Buddha Purnima</b>		<b>1 day</b>	
	27 - 31	Mon - Fri	Classes	5 days		
	<b>1</b>	<b>Sat</b>	Classes	1 day		
	<b>2</b>	<b>Sun</b>			<b>1 day</b>	
	3 - 8	Mon - Sat	Classes	6 days		
	<b>9</b>	<b>Sun</b>			<b>1 day</b>	
	10 - 15	Mon - Sat	Classes	6 days		
<b>16</b>	<b>Sun</b>			<b>1 day</b>		
17 - 22	Mon - Sat	Classes	6 days			
<b>23</b>	<b>Sun</b>			<b>1 day</b>		
24 - 29	Mon - Sat	Classes	6 days			
<b>30</b>	<b>Sun</b>			<b>1 day</b>		

## **Annexure – II**

### **FACULTY FEEDBACK ANALYSES (2012-2013)**

#### **A. Curricular Aspect**

##### **1. Relevance of the syllabus to real life situation**

- Among Associate professors, about 18.9% disagree and 46.6% agree that the syllabus is relevant to real life situation. 16.2% of Associate professors are neutral to this condition.
- All the Senior Assistant professors i.e. 100% are neutral to the same condition.
- The percentages of Assistant professor who are neutral and agree to this condition are 29.4% and 58.8% respectively
- Again, among Guest faculties, about 18.5%, are neutral, 7.4% strongly agrees and 48.1% agrees to the condition.
- The whole time faculties who have agreed to the condition are 50.0%. Those who are neutral are approximately 33%.
- However the rest of the ratings of all the faculties are not that satisfactory.

##### **2. Depth of the course content**

- Among Associate professors, about 35.1% agree to the above condition. 29.7% of Associate professors are neutral to this condition.
- All Senior Assistant professors i.e. 100% are respectively neutral to the same condition.
- The percentages of Assistant professor who are neutral and agree to this condition are 27.0% and 56.8% respectively
- Again, among Guest faculties, about 7.4%, are neutral, 25.9% strongly agrees and 55.6% agrees to the condition.
- The whole time faculties who have agreed to the condition are 55.2%. Those who are neutral are approximately 24.1%.
- However the rest of the ratings of all the faculties are not that satisfactory.

##### **3. Overall effectiveness of the curriculum in present competitive world**

- Associate Professor:
  1. 45.9% agree the condition.
  2. 35.1% mark it as neutral.
  3. 10.8% disagree with the condition. Remaining percentages are negligible.
- Senior Assistant Professor:
  1. According to all the senior assistant professor i.e. 100% considers the above mentioned condition as neutral.
- Assistant Professor:
  1. 56.8% agrees with the condition.
  2. 24.3% regards the condition as neutral. Remaining percentages are not significant.
- Guest Faculty:
  1. 65.5% agrees the condition
  2. Other 13.8% neutral with the condition. Whereas remaining percentages are insignificant.
- Whole time faculty:
  1. 56.3% agree with the condition.
  2. 25.0% marks the condition as neutral
  3. Remaining percentages are insignificant.

##### **4. Employability is given weightage in curriculum design and development**

- Associate Professor:
  1. 41.2% agree the condition.
  2. 26.5% mark it as neutral.
  3. 20.6% disagree with the condition. Remaining percentages are not significant.
- Senior Assistant Professor:
  1. 100% mark it as neutral.
- Assistant Professor:
  1. 44.1% agrees with the condition.

- 2. 26.5% regards the condition as neutral.
  - 3. 14.7% both disagrees and strongly agree with the condition.
- Guest Faculty:
  - 1. 55.6% agrees the condition
  - 2. 22.2% strongly agrees with
  - 3. Other 14.8% disagree with the condition. Whereas remaining percentages are insignificant.
- Whole time faculty:
  - 1. 43.3% agrees with the condition.
  - 2. 36.7% considers it as neutral. Remaining percentages are insignificant.

## **B. Teaching, Learning and Evaluation Process**

### **1. Student centered learning resources are available in the college**

- Associate Professor:
  - 1. 55.5% agrees with the condition.
  - 2. 23.5% marks it as neutral.
  - 3. 11.8% disagree with the condition. Remaining percentages are insignificant.
- Senior Assistant Professor:
  - 1. 75% mark it as neutral.
  - 2. 25% disagree with the condition.
- Assistant Professor:
  - 1. 38.2% agrees with the condition.
  - 2. 32.4% regards the condition as neutral.
  - 3. 14.7% strongly agrees with the condition.
- Guest Faculty:
  - 1. 52.0% agree with the condition.
  - 2. 20% marks the condition as neutral.
- Whole time faculty:
  - 1. 48.1% agree with the condition.
  - 2. 22.2% marks the condition as neutral.
  - 3. 14.8% disagrees with the condition
  - 4. Other 14.8% strongly agree with the condition.

### **2. The faculties are updating their knowledge and skill**

- Associate Professor:
  - 1. 52.9% agrees with the condition.
  - 2. 20.6% strongly agrees with.
  - 3. 14.7% marks the condition as neutral. Remaining percentages are not significant.
- Senior Assistant Professor:
  - 1. 75% agrees with the condition.
  - 2. 25% regards the condition as neutral
- Assistant Professor:
  - 1. 64.1% agree with the condition.
  - 2. 17.9% marks the condition as both neutral and strongly agree.
- Guest Faculty:
  - 1. 40.0% agree with the condition.
  - 2. 24.0% strongly agree with the condition.
  - 3. 20% marks the condition as neutral.
- Whole time faculty:
  - 1. 55.6% agree with the condition.
  - 2. 22.2% marks the condition as neutral.
  - 3. 11.1% both disagrees and strongly agree with the condition

### **3. The internal assessments are taking place as per schedule**

- Associate Professor:
  - 1. 44.1% agrees with the condition.
  - 2. 35.3% strongly agrees with.
  - 3. 14.7% marks the condition as neutral. Remaining percentages are insignificant.
- Senior Assistant Professor:
  - 1. 75% agrees with the condition.
  - 2. 25% regards the condition as neutral.
- Assistant Professor:
  - 1. 56.4% agree with the condition.

- 2. 25.6% strongly agrees with.
- 3. 15.4% marks the condition as neutral. Remaining percentages are not significant.
- Guest Faculty:
  1. 48% agree with the condition.
  2. 20% marks the condition as neutral.
  3. 12% disagrees with the condition
  4. Remaining 20% strongly agrees with the condition.
- Whole time faculty:
  1. 59.3% agree with the condition.
  2. 22.2% marks the condition as neutral.
  3. 11.1% strongly agrees with the condition. Remaining percentages are negligible.

#### **4. The college library is a major source of information for the students and faculties as well**

- Associate Professor:
  1. 48.6% agrees with the condition.
  2. 20.0% strongly agrees with.
  3. 22.9% marks the condition as neutral. Remaining percentages are insignificant.
- Senior Assistant Professor:
  1. 75% agrees with the condition.
  2. 25% regards the condition as neutral.
- Assistant Professor:
  1. 56.8% agree with the condition.
  2. 24.3% strongly agrees with.
  3. 16.2% marks the condition as neutral. Remaining percentages are not significant.
- Guest Faculty:
  1. 36% agree with the condition.
  2. 28% strongly agrees with the condition
  3. 20% marks the condition as neutral.
- Whole time faculty:
  1. 59.3% agree with the condition.
  2. 22.2% marks the condition as neutral.
  3. Remaining percentages are not significant.

#### **5. The timings of the library are convenient**

- Associate Professor:
  1. 44.1% agrees with the condition.
  2. 26.5% marks the condition as neutral.
  3. 17.6% disagrees with the condition
  4. 11.8% strongly agrees with the condition.
- Senior Assistant Professor:
  1. 50% agrees with the condition.
  2. 50% regards the condition as neutral.
- Assistant Professor:
  1. 61.5% agree with the condition.
  2. 23.1% marks the condition as neutral. Remaining percentages are not significant.
- Guest Faculty:
  1. 44% agree with the condition.
  2. 24% marks the condition as neutral.
  3. 16.0% strongly agree with the condition.
- Whole time faculty:
  1. 63.0% agree with the condition.
  2. 22.2% marks the condition as neutral.
  - Remaining percentages are negligible.

#### **6. The teaching aids in the college are sufficient and up to date**

- Associate Professor:
  1. 35.3% agrees with the condition.
  2. 29.4% marks the condition as neutral
  3. 20.6% disagrees with the condition
  - Others are negligible
- Senior Assistant Professor:
  1. 50% agrees with the condition and disagree.
  2. 50% regards the condition as neutral.
- Assistant Professor:
  1. 56.4% agree with the condition.
  2. 12.8% strongly agree with.
  3. 23.1% marks the condition as neutral. Remaining

- percentages are not significant.
    - 1. 36% agree with the condition.
    - 2. 20% marks the condition as neutral.
    - 3. 28.0% strongly agree with the condition. Others are neglected.
  - 1. 63% agree with the condition.
    - 2. 22.2% marks the condition as neutral.
    - Remaining percentages are negligible.

### **7. The teachers are encouraged to carry research**

- 1. 52.9% agrees with the condition.
    - 2. 23.5% marks the condition as neutral.
    - 3. 11.8% strongly agree with the condition.
    - Other percentages are negligible.
  - 1. 50% agrees with the condition.
    - 2. 50% regards the condition as neutral.
  - 1. 59.5% agree with the condition.
    - 2. 13.5% strongly agrees with.
    - 3. 18.9% marks the condition as neutral. Remaining percentages are not significant.
  - 1. 55.6% agree with the condition.
    - 2. 18.5% marks the condition as neutral.
    - 3. 14.8% strongly agree with the condition. Remaining percentages are not significant.
  - 1. 64% agree with the condition.
    - 2. 16% marks the condition as neutral.
    - Remaining percentages are negligible.

### **8. The teachers are encouraged to organize seminars/workshop/symposia/conference**

- 1. 62.2% agrees with the condition.
    - 2. 16.2% marks the condition as neutral
    - 3. Another 16.2% strongly agrees with the condition.
    - Remaining percentages are negligible.
  - 1. 50% agrees with the condition and disagree.
    - 2. 50% regards the condition as neutral.
  - 1. 56.4% agree with the condition.
    - 2. 23.1% strongly agrees with.
    - 3. 15.4% marks the condition as neutral. Remaining percentages are not significant.
  - 1. 40% agree with the condition.
    - 2. 20% marks the condition as neutral.
    - 3. 24.0% strongly agree with the condition.
  - 1. 51.9% agree with the condition.
    - 2. 25.9% marks the condition as neutral.
    - 3. 14.8% strongly agree with the condition. Remaining percentages are negligible.

### **9. The teachers are encouraged to participate in seminars/workshop/symposia/conference**

- 1. 61.8% agrees with the condition.
    - 2. 17.6% marks the condition as neutral
    - 3. 11.8% strongly agree with the condition. Remaining percentages are negligible.
  - 1. 50% agrees with the condition.
    - 2. 50% regards the condition as neutral.
  - 1. 59.5% agree with the condition.
    - 2. 18.9% strongly agrees with.
    - 3. 13.5% marks the condition as neutral. Remaining

- percentages are not significant.
  - 1. 51.7% agree with the condition.
  - 2. 20.7% marks the condition as neutral.
  - 3. 10.3% strongly agree with the condition. Remaining percentages of rankings are negligible.
- 1. 63.3% agree with the condition.
  - 2. 23.3% marks the condition as neutral.
  - 3. 10.0% disagrees with the condition. Other percentages are not significant to undertake.

#### **10. The teachers are encouraged to undertake extension service programs**

- 1. 43.2% agrees with the condition.
  - 2. 13.5% strongly agrees with.
  - 3. 35.1% regards the condition as neutral. Remaining percentages are not significant.
- 1. 75% agrees with the condition.
  - 2. 25% regards the condition as neutral.
- 1. 56.4% agree with the condition.
  - 2. 25.6% marks the condition as neutral.
  - 3. 15.4% strongly agree with the affirmation. Others are neglected due to non-significance.
- 1. 48.1% agree with the condition.
  - 2. 22.2% strongly agree with the condition.
  - 3. 14.8% marks the condition as both as neutral and disagree. Others are neglected
- 1. 68.0% agree with the condition.
  - 2. 12.0% marks the condition as both neutral and strongly agree.
  - 3. Remaining percentages are not significant.

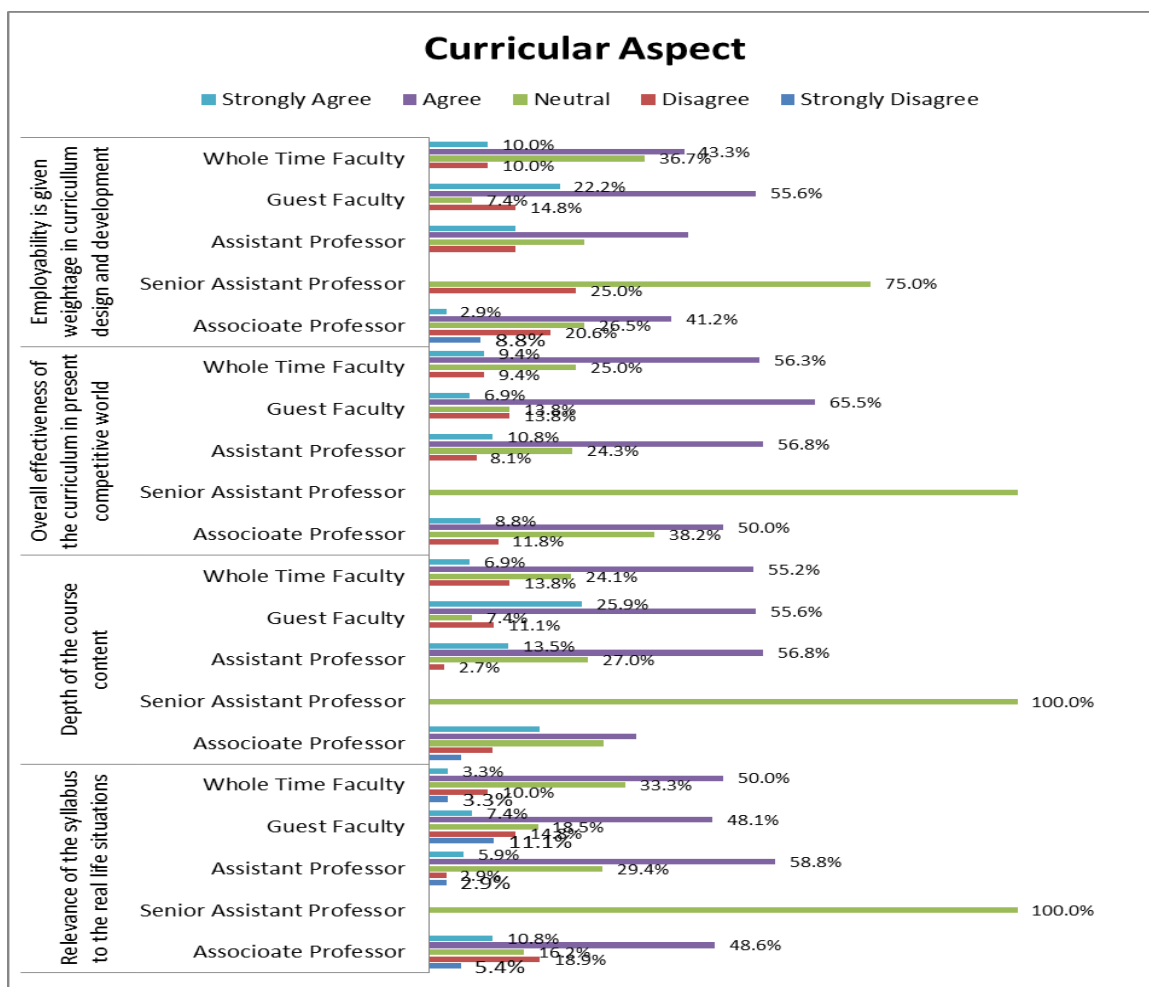
#### **11. The evaluation system followed by the university is effective**

- 1. 40.5% agrees with the condition.
  - 2. 18.9% disagrees with.
  - 3. 21.6% marks the condition as neutral. Remaining percentages are insignificant.
- 1. 50% disagrees with the condition.
  - 2. 50% regards the condition as neutral.
- 1. 48.7% agrees with the condition.
  - 2. 35.9% marks the condition as neutral.
  - 3. 10.3% disagree with the condition. Remaining are not significant.
- 1. 44% agree with the condition.
  - 2. 24.0% strongly agrees with the condition
  - 3. 20% marks the condition as neutral.
- 1. 59.3% agree with the condition.
  - 2. 18.5% marks the condition both as neutral and disagree. Remaining percentages are not significant.



**Table 1: Curricular Aspect**

2012-13		Strongly Disagree	Disagree	Neutral	Agree	Strongly Agree	Total
Relevance of the syllabus to the real life situations	Associate Professor	2	7	6	18	4	37
		5.4%	18.9%	16.2%	48.6%	10.8%	100.0%
	Senior Assistant Professor	0	0	4	0	0	4
		0.0%	0.0%	100.0%	0.0%	0.0%	100.0%
	Assistant Professor	1	1	10	20	2	34
		2.9%	2.9%	29.4%	58.8%	5.9%	100.0%
	Guest Faculty	3	4	5	13	2	27
		11.1%	14.8%	18.5%	48.1%	7.4%	100.0%
Whole Time Faculty	1	3	10	15	1	30	
	3.3%	10.0%	33.3%	50.0%	3.3%	100.0%	
Depth of the course content	Associate Professor	2	4	11	13	7	37
		5.4%	10.8%	29.7%	35.1%	18.9%	100.0%
	Senior Assistant Professor	0	0	4	0	0	4
		0%	0%	100%	0%	0%	100%
	Assistant Professor	0	1	10	21	5	37
		0.0%	2.7%	27.0%	56.8%	13.5%	100.0%
	Guest Faculty	0	3	2	15	7	27
		0.0%	11.1%	7.4%	55.6%	25.9%	100.0%
Whole Time Faculty	0	4	7	16	2	29	
	0.0%	13.8%	24.1%	55.2%	6.9%	100.0%	
Overall effectiveness of the curriculum in present competitive world	Associate Professor	0	4	13	17	3	37
		0.0%	10.8%	35.1%	45.9%	8.1%	100.0%
	Senior Assistant Professor	0	0	4	0	0	4
		0%	0%	100%	0%	0%	100%
	Assistant Professor	0	3	9	21	4	37
		0.0%	8.1%	24.3%	56.8%	10.8%	100.0%
	Guest Faculty	0	4	4	19	2	29
		0.0%	13.8%	13.8%	65.5%	6.9%	100.0%
Whole Time Faculty	0	3	8	18	3	32	
	0.0%	9.4%	25.0%	56.3%	9.4%	100.0%	
Employability is given weightage in curriculum design and development	Associate Professor	3	7	9	14	1	34
		8.8%	20.6%	26.5%	41.2%	2.9%	100.0%
	Senior Assistant Professor	0	1	3	0	0	4
		0%	25%	75%	0%	0%	100%
	Assistant Professor	0	5	9	15	5	34
		0.0%	14.7%	26.5%	44.1%	14.7%	100.0%
	Guest Faculty	0	4	2	15	6	27
		0.0%	14.8%	7.4%	55.6%	22.2%	100.0%
Whole Time Faculty	0	3	11	13	3	30	
	0.0%	10.0%	36.7%	43.3%	10.0%	100.0%	



**Table 2: Teaching, Learning and Evaluation Process**

		Strongly Disagree	Disagree	Neutral	Agree	Strongly Agree	Total
Student centered learning resources are available in the college	Associate Professor	0	4	8	19	3	34
		0.0%	11.8%	23.5%	55.9%	8.8%	100.0%
	Senior Assistant Professor	0	0	3	1	0	4
		0%	0%	75%	25%	0%	100%
	Assistant Professor	0	5	11	13	5	34
		0.0%	14.7%	32.4%	38.2%	14.7%	100.0%
Guest Faculty	0	4	5	13	3	25	
	0.0%	16.0%	20.0%	52.0%	12.0%	100.0%	
Whole Time Faculty	0	4	6	13	4	27	
	0.0%	14.8%	22.2%	48.1%	14.8%	100.0%	
The faculties are updating their knowledge and skills	Associate Professor	1	3	5	18	7	34
		2.9%	8.8%	14.7%	52.9%	20.6%	100.0%
	Senior Assistant Professor	0	0	1	3	0	4
		0.0%	0.0%	25.0%	75.0%	0.0%	100.0%
	Assistant Professor	0	0	7	25	7	39
		0.0%	0.0%	17.9%	64.1%	17.9%	100.0%
Guest Faculty	0	4	5	10	6	25	

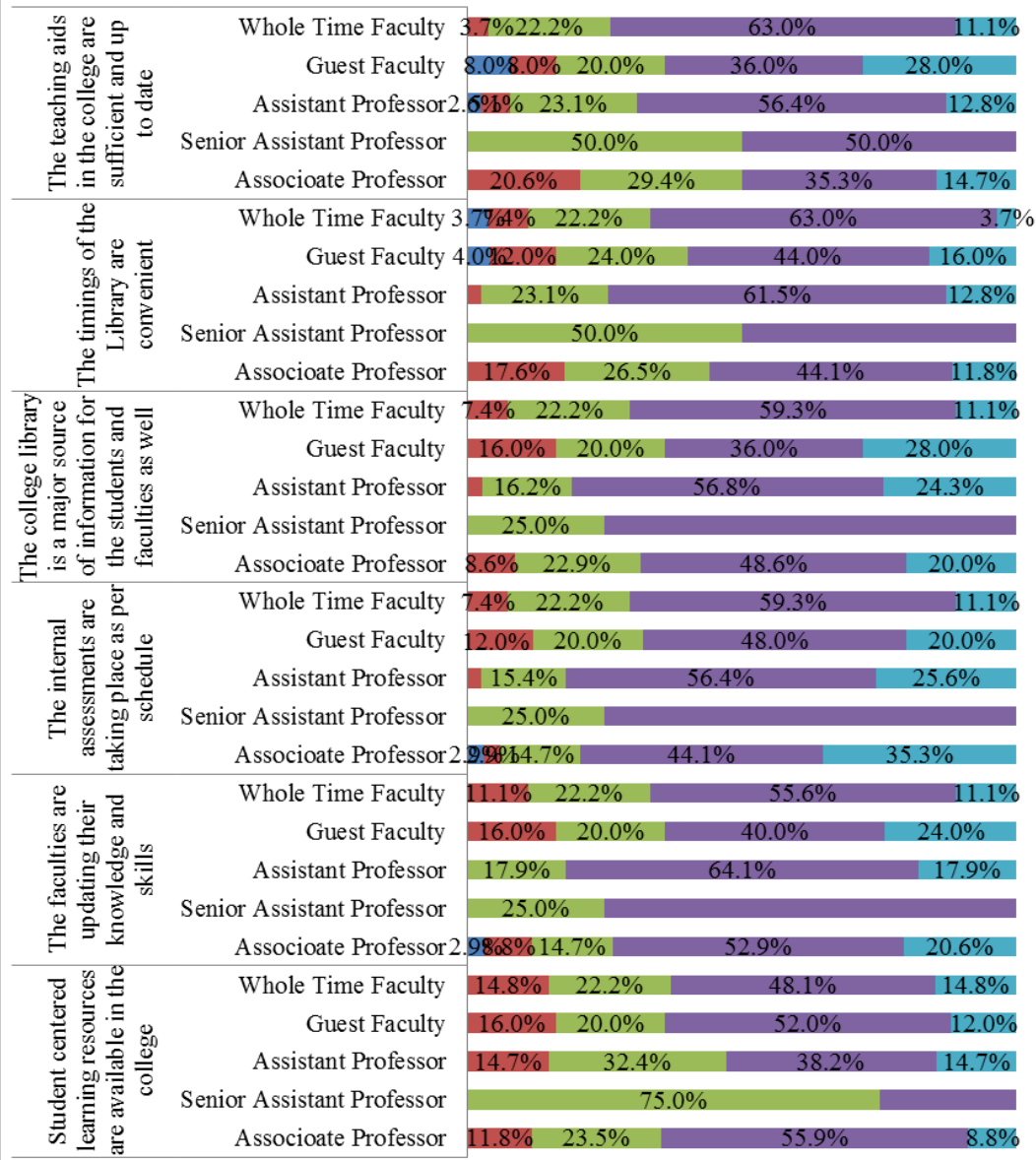
		0.0%	16.0%	20.0%	40.0%	24.0%	100.0%
	Whole Time Faculty	0	3	6	15	3	27
		0.0%	11.1%	22.2%	55.6%	11.1%	100.0%
The internal assessments are taking place as per schedule	Associate Professor	1	1	5	15	12	34
		2.9%	2.9%	14.7%	44.1%	35.3%	100.0%
	Senior Assistant Professor	0	0	1	3	0	4
		0%	0%	25%	75%	0%	100%
	Assistant Professor	0	1	6	22	10	39
		0.0%	2.6%	15.4%	56.4%	25.6%	100.0%
	Guest Faculty	0	3	5	12	5	25
		0.0%	12.0%	20.0%	48.0%	20.0%	100.0%
Whole Time Faculty	0	2	6	16	3	27	
	0.0%	7.4%	22.2%	59.3%	11.1%	100.0%	
The college library is a major source of information for the students and faculties as well	Associate Professor	0	3	8	17	7	35
		0.0%	8.6%	22.9%	48.6%	20.0%	100.0%
	Senior Assistant Professor	0	0	1	3	0	4
		0%	0%	25%	75%	0%	100%
	Assistant Professor	0	1	6	21	9	37
		0.0%	2.7%	16.2%	56.8%	24.3%	100.0%
	Guest Faculty	0	4	5	9	7	25
		0.0%	16.0%	20.0%	36.0%	28.0%	100.0%
	Whole Time Faculty	0	2	6	16	3	27
		0.0%	7.4%	22.2%	59.3%	11.1%	100.0%

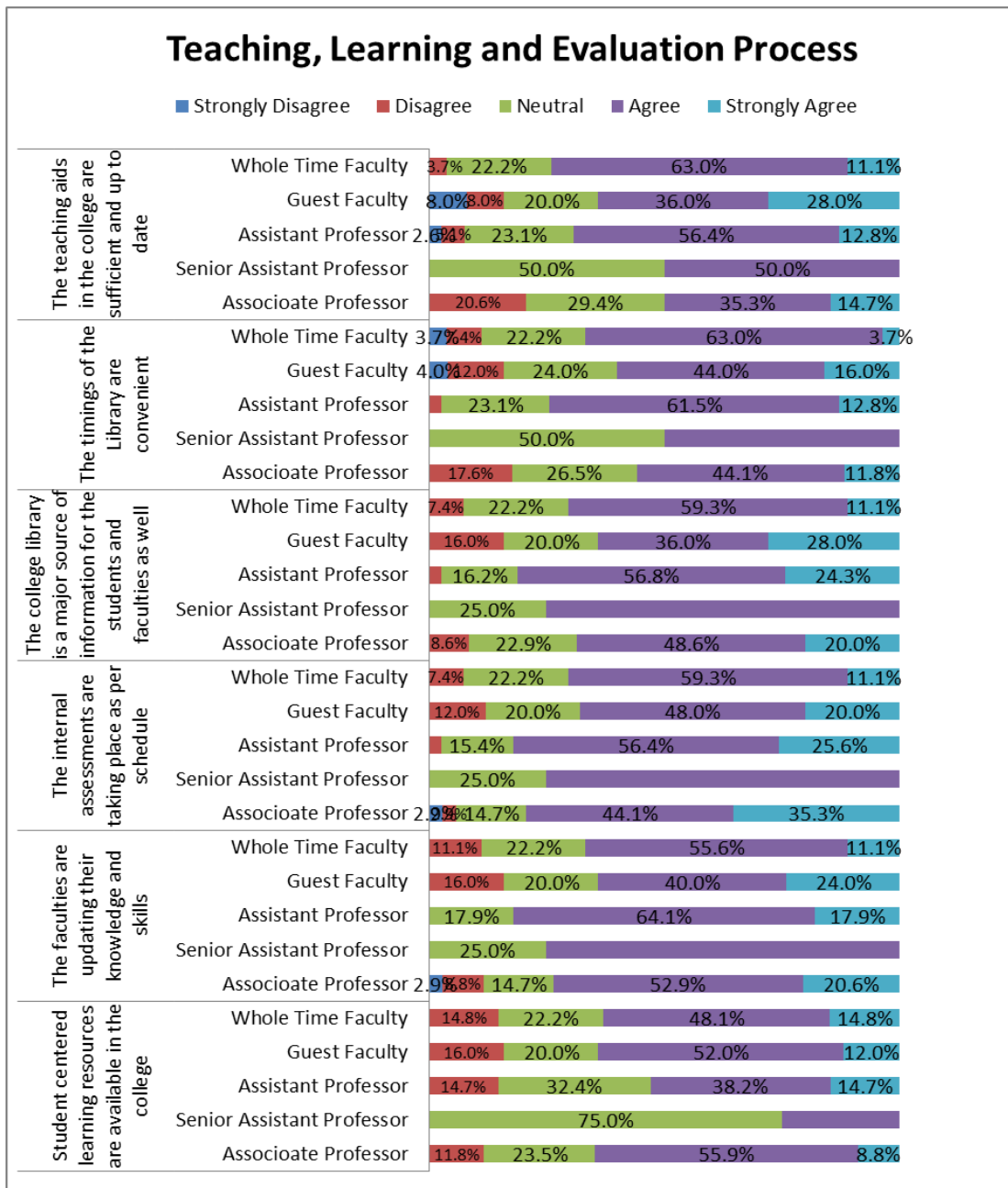
The timings of the Library are convenient	Associate Professor	0	6	9	15	4	34
		0.0%	17.6%	26.5%	44.1%	11.8%	100.0%
	Senior Assistant Professor	0	0	2	2	0	4
		0%	0%	50%	50%	0%	100%
	Assistant Professor	0	1	9	24	5	39
		0.0%	2.6%	23.1%	61.5%	12.8%	100.0%
Guest Faculty	1	3	6	11	4	25	
	4.0%	12.0%	24.0%	44.0%	16.0%	100.0%	
Whole Time Faculty	1	2	6	17	1	27	
	3.7%	7.4%	22.2%	63.0%	3.7%	100.0%	
The teaching aids in the college are sufficient and up to date	Associate Professor	0	7	10	12	5	34
		0.0%	20.6%	29.4%	35.3%	14.7%	100.0%
	Senior Assistant Professor	0	0	2	2	0	4
		0.0%	0.0%	50.0%	50.0%	0.0%	100.0%
	Assistant Professor	1	2	9	22	5	39
		2.6%	5.1%	23.1%	56.4%	12.8%	100.0%
Guest Faculty	2	2	5	9	7	25	
	8.0%	8.0%	20.0%	36.0%	28.0%	100.0%	
Whole Time Faculty	0	1	6	17	3	27	
	0.0%	3.7%	22.2%	63.0%	11.1%	100.0%	
The teaching aids in the college are sufficient and up to date	Associate Professor	0	7	10	12	5	34
		0.0%	20.6%	29.4%	35.3%	14.7%	100.0%
	Senior Assistant Professor	0	0	2	2	0	4
		0.0%	0.0%	50.0%	50.0%	0.0%	100.0%
	Assistant Professor	1	2	9	22	5	39
		2.6%	5.1%	23.1%	56.4%	12.8%	100.0%
Guest Faculty	2	2	5	9	7	25	
	8.0%	8.0%	20.0%	36.0%	28.0%	100.0%	
Whole Time Faculty	0	1	6	17	3	27	
	0.0%	3.7%	22.2%	63.0%	11.1%	100.0%	
The teachers are encouraged to carry research	Associate Professor	2	2	8	18	4	34
		5.9%	5.9%	23.5%	52.9%	11.8%	100.0%
	Senior Assistant Professor	0	0	2	2	0	4
		0.0%	0.0%	50.0%	50.0%	0.0%	100.0%
	Assistant Professor	0	3	7	22	5	37
		0.0%	8.1%	18.9%	59.5%	13.5%	100.0%
Guest Faculty	1	2	5	15	4	27	
	3.7%	7.4%	18.5%	55.6%	14.8%	100.0%	
Whole Time Faculty	1	3	4	16	1	25	
	4.0%	12.0%	16.0%	64.0%	4.0%	100.0%	

The teachers are encouraged to participate in seminars/workshops/symposia/conferences	Associate Professor	0	3	6	21	4	34	
		0.0%	8.8%	17.6%	61.8%	11.8%	100.0%	
	Senior Assistant Professor	0	0	2	2	0	4	
		0.0%	0.0%	50.0%	50.0%	0.0%	100.0%	
	Assistant Professor	0	3	5	22	7	37	
		0.0%	8.1%	13.5%	59.5%	18.9%	100.0%	
	Guest Faculty	0	5	6	15	3	29	
		0.0%	17.2%	20.7%	51.7%	10.3%	100.0%	
	Whole Time Faculty	0	3	7	19	1	30	
		0.0%	10.0%	23.3%	63.3%	3.3%	100.0%	
	The teachers are encouraged to undertake extension service programs	Associate Professor	1	2	13	16	5	37
			2.7%	5.4%	35.1%	43.2%	13.5%	100.0%
Senior Assistant Professor		0	0	3	1	0	4	
		0.0%	0.0%	75.0%	25.0%	0.0%	100.0%	
Assistant Professor		0	1	10	22	6	39	
		0.0%	2.6%	25.6%	56.4%	15.4%	100.0%	
Guest Faculty		0	4	4	13	6	27	
		0.0%	14.8%	14.8%	48.1%	22.2%	100.0%	
Whole Time Faculty		1	1	3	17	3	25	
		4.0%	4.0%	12.0%	68.0%	12.0%	100.0%	
The evaluation system followed by the University is effective		Associate Professor	3	7	8	15	4	37
			8.1%	18.9%	21.6%	40.5%	10.8%	100.0%
	Senior Assistant Professor	0	2	2	0	0	4	
		0%	50%	50%	0%	0%	100%	
	Assistant Professor	0	4	14	19	2	39	
		0.0%	10.3%	35.9%	48.7%	5.1%	100.0%	
	Guest Faculty	0	3	5	11	6	25	
		0.0%	12.0%	20.0%	44.0%	24.0%	100.0%	
	Whole Time Faculty	0	5	5	16	1	27	
		0.0%	18.5%	18.5%	59.3%	3.7%	100.0%	

### Teaching, Learning and Evaluation Process

■ Strongly Disagree   
 ■ Disagree   
 ■ Neutral   
 ■ Agree   
 ■ Strongly Agree





## C. Infrastructure

### 1. The classrooms and furniture available are adequate

- **Associate Professor:**
  1. 32.4% agrees with the condition.
  2. 23.5% marks the condition as neutral
  3. 29.4% disagrees with the condition
  4. 14.7% strongly agrees with the condition.
- **Senior Assistant Professor:**
  1. 50% agrees with the condition.
  2. 50% regards the condition as neutral.
- **Assistant Professor:**
  1. 51.4% agree with the condition.
  2. 24.3% marks the condition as neutral.
  3. 10.8% both disagree and strongly agree with the condition. Remaining percentages are not significant.
- **Guest Faculty:**
  1. 44% agree with the condition.
  2. 16% marks the condition as neutral.

- 3. 28% strongly agree with the condition.
      - 4. 12% disagrees with the condition.
    - **Whole time faculty:**
      - 1. 56% agree with the condition.
      - 2. 20% marks the condition as neutral. Remaining percentages are not significant.
- 2. The toilet facilities are sufficient for faculty and students**
- **Associate Professor:**
    - 1. 43.6% agrees with the condition.
    - 2. 12.8% regards the condition as neutral.
    - 3. 33.3%disagrees with the condition. Remaining percentages are not significant.
  - **Senior Assistant Professor:**
    - 1. 25% agrees with the condition.
    - 2. 50% regards the condition as neutral.
    - 3. 25% disagree with condition.
  - **Assistant Professor:**
    - 1. 43.2% agree with the condition.
    - 2. 27% marks the condition as neutral.
    - 3. 16.2% disagree with the condition.

Remaining percentages are not significant.
  - **Guest Faculty:**
    - 1. 36.0% agree with the condition.
    - 2. 32% strongly agree with the condition.
    - 3.20% marks the condition as neutral.
    - 4. 12% disagree
  - **Whole time faculty:**
    - 1. 63% agree with the condition.
    - 2. 18.5% marks the condition as neutral.
    - 3. 11.1% disagree. Remaining percentages are not significant.
- 3. The safe drinking water facility is available for students and faculties**
- **Associate Professor:**
    - 1. 32.4% agrees with the condition.
    - 2.26.5% marks the condition as neutral.
    - 3. 20.6% strongly agree with the condition
    - 4. 17.6% disagree with the condition. Remaining percentages are not significant.
  - **Senior Assistant Professor:**
    - 1. 50% agrees with the condition.
    - 2. 25% regards the condition as neutral.
    - 3. Remaining 25% disagree.
  - **Assistant Professor:**
    - 1. 51.3% agree with the condition.
    - 2. 23.1% marks the condition as neutral.
    - 3. 12.8% disagrees with the condition. Remaining percentages are not significant
  - **Guest Faculty:**
    - 1. 40% agree with the condition.
    - 2.28.0% strongly agrees with the condition
    - 3. 20% marks the condition as neutral.
    - 4. 12% disagree.
  - **Whole time faculty:**
    - 1. 46.7% agree with the condition.
    - 2. 30% marks the condition as neutral.
    - 3. 10% for both disagree and strongly agrees with the condition.
- 4. The buildings and furniture are well maintained**
- **Associate Professor:**
    - 1. 40% agrees with the condition.
    - 2.25.7% marks the condition as neutral
    - 3. 28.6% disagrees with the condition
  - **Senior Assistant Professor:**
    - 1. 25% agrees with the condition.



- 2. 25% regards the condition as neutral.
  - 3. 25% strongly disagree with the condition.
- 1. 41.2% agree with the condition.
  - 2. 38.2% marks the condition as neutral.
  - 3. 17.5% disagrees with the condition .Remaining percentages are not significant.
- 1. 50% agree with the condition.
  - 2. 35% marks the condition as neutral.
  - 3. 10% strongly agree with the condition.
  - 4. Remaining conditions are negligible.
- 1. 58.8% agree with the condition.
  - 2. 35.3% marks the condition as neutral.
  - 3. Remaining percentages are not significant.

#### **5. The laboratories are adequately equipped (whenever applicable)**

- 1. 32.4% agrees with the condition.
  - 2. 24.3% marks the condition as neutral
  - 3. 18.9% disagrees with the condition.
  - 4. 13.5% strongly agree. Remaining percentages are negligible.
- 1. 25% agrees with the condition.
  - 2. 75% regards the condition as neutral.
- 1. 51.3% agree with the condition.
  - 2. 15.4% marks the condition as neutral, along with strongly agree and disagree.
  - 3. Remaining percentages are not significant.
- 1. 52% agree with the condition.
  - 2. 24% marks the condition as neutral.
  - 3. 20% strongly agree. Remaining percentages are not significant.
- 1. 51.9% agrees with the condition.
  - 2. 22.2% marks the condition as neutral
  - 3. 11.1% disagree and strongly agree .Remaining percentages are negligible.

#### **6. Parking facilities are available adequately in the campus**

- 1. 33.3% agrees with the condition.
  - 2. 35.9% regards the condition as neutral.
  - 3. 10.3% disagrees with the condition.
  - 4. 12.8% strongly disagrees with the condition. Remaining percentages are negligible.
- 1. 75% agrees with the condition.
  - 2. 25% regards the condition as neutral.
- 1. 62.2% agree with the condition.
  - 2. 21.6% marks the condition as neutral.
  - 3. 13.5% strongly agrees with the condition. Remaining percentages are not significant.
- 1. 44.0% agree with the condition.
  - 2. 24.0% strongly agrees with as well as marks it as neutral. Remaining percentages are not significant.
- 1. 55.6% agree with the condition.
  - 2. 22.2% marks the condition as neutral.
  - 3. Remaining percentages are not significant.

## 7. Sports infrastructure is adequate

- **Associate Professor:**
  1. 20.6% agrees with the condition.
  2. 29.4% marks the condition as neutral
  3. 23.5% disagrees with the condition.
  4. 14.7% strongly agrees with the condition. Remaining percentages of the conditions are negligible
- **Senior Assistant Professor:**
  1. 25% agrees with the condition.
  2. 75% regards the condition as neutral.
- **Assistant Professor:**
  1. 53.8% agree with the condition.
  2. 15.4% marks the condition as neutral.
  3. 17.9% disagrees with the condition.
  4. 12.8% strongly agrees with the statement.
- **Guest Faculty:**
  1. 56.0% agree with the condition.
  2. 16% marks the condition as neutral.
  3. 24.0% strongly agree with the condition. Remaining percentages are negligible.
- **Whole time faculty:**
  1. 56.7% agree with the condition.
  2. 23.3% marks the condition as neutral.
  3. 10.0% disagree. Remaining percentages are negligible.

## D. Governance, Leadership and Management

### 1. The administration is sincerely putting efforts for the development of the institution

- **Associate Professor:**
  1. 51.4% agrees with the condition.
  2. 28.6% regards the condition as *neutral*.
  3. Remaining percentages are not significant.
- **Senior Assistant Professor:**
  1. 38.2% agrees with the condition.
  2. 35.3% regards the condition as neutral.
  3. 14.7% strongly agrees with the condition. Remaining percentages are not significant to consider.
- **Assistant Professor:**
  1. 53.8% agree with the condition.
  2. 17.9% marks the condition as neutral.
  3. 20.5% strongly agree with the condition. Remaining percentages are not significant.
- **Guest Faculty:**
  1. 50.0% agree with the condition.
  2. 16.7% strongly agree with the condition.
  3. 23.3% marks the condition as neutral. Remaining percentages are not significant.
- **Whole time faculty:**
  1. 59.3% agree with the condition.
  2. 18.5% marks the condition as neutral as well as disagree with the condition. Remaining percentages are not significant.

### 2. The administration is accessible for the students as well as for the faculties

- **Associate Professor:**
  1. 33.3% agrees with the condition.
  2. 30.8% regards the condition as neutral.
  3. 17.9% strongly agrees with the condition. Remaining percentages are not significant.
- **Senior Assistant Professor:**
  1. 50% strongly agrees with the condition.
  2. 50% regards the condition as neutral.
- **Assistant Professor:**
  1. 54.1% agree with the condition.
  2. 24.3% strongly agree with the condition.
  3. 16.2% marks the condition as neutral. Remaining

- percentages are not significant.
  - 1. 56.0% agree with the condition.
  - 2. 24.0% strongly agree with the condition.
  - 3. 16.0% marks the condition as neutral. Remaining percentages are not significant.
- **Guest Faculty:**
  - 1. 48.1% agree with the condition.
  - 2. 25.9% marks the condition as neutral.
  - 3. 11.1% strongly agree with the condition. Remaining percentages are not significant.

### **3. The IQAC is working well for promoting quality in the institution**

- **Associate Professor:**
  - 1. 50% agrees with the condition.
  - 2. 32.4% marks the condition as neutral
  - 3. 11.8% strongly agrees with the condition. Remaining percentages are not significant.
- **Senior Assistant Professor:**
  - 1. 25% agrees with the condition.
  - 2. 50% regards the condition as neutral.
  - 3. 25% strongly disagree with the condition.
- **Assistant Professor:**
  - 1. 56.4% agree with the condition.
  - 2. 15.4% marks the condition as neutral.
  - 3. 20.5% strongly agrees with the condition
  - 4. Remaining percentages are not significant.
- **Guest Faculty:**
  - 1. 60.0% agree with the condition.
  - 2. 20.0% marks the condition as neutral.
  - 3. 12.0% strongly agree with the condition. Remaining percentages are not significant.
- **Whole time faculty:**
  - 1. 63.0% agree with the condition.
  - 2. 25.9% marks the condition as neutral. Remaining percentages are not significant.

### **4. The College is providing adequate opportunities and support to the faculty and their family members**

- **Associate Professor:**
  - 1. 35.3% agrees with the condition.
  - 2. 32.4% regards the condition as neutral.
  - 3. 20.6% strongly agrees with the condition. Remaining percentages are not significant.
- **Senior Assistant Professor:**
  - 1. 50% regards the condition as neutral.
  - 2. 50% strongly agrees with the condition.
- **Assistant Professor:**
  - 1. 59.0% agree with the condition
  - 2. 17.9% marks the condition as neutral as well as strongly agrees with it. Remaining percentages are not significant.
- **Guest Faculty:**
  - 1. 64.0% agree with the condition.
  - 2. 42.1% marks the condition as neutral as well as strongly agrees with it. Remaining percentages are not significant.
- **Whole time faculty:**
  - 1. 48.1% agree with the condition.
  - 2. 33.3% marks the condition as neutral. Remaining percentages are not significant.

### **5. Faculties are given freedom to express their opinions**

- **Associate Professor:**
  - 1. 26.5% agrees with the condition.
  - 2. 38.2% regards the condition as neutral.
  - 3. 20.6% disagree with the statement. Remaining

- percentages are not significant.
- **Senior Assistant Professor:**
  1. 75% regards the condition as neutral.
  2. 25% agrees with the condition.
- **Assistant Professor:**
  1. 51.3% agree with the condition.
  2. 28.2% marks the condition as neutral. Remaining percentages are not significant.
- **Guest Faculty:**
  1. 60.0% agree with the condition.
  2. 12.0% strongly agree with the condition.
  3. 20% marks the condition as neutral. Remaining percentages are not significant.
- **Whole time faculty:**
  1. 63.3% agree with the condition.
  2. 20.0% marks the condition as neutral. Remaining percentages are not significant

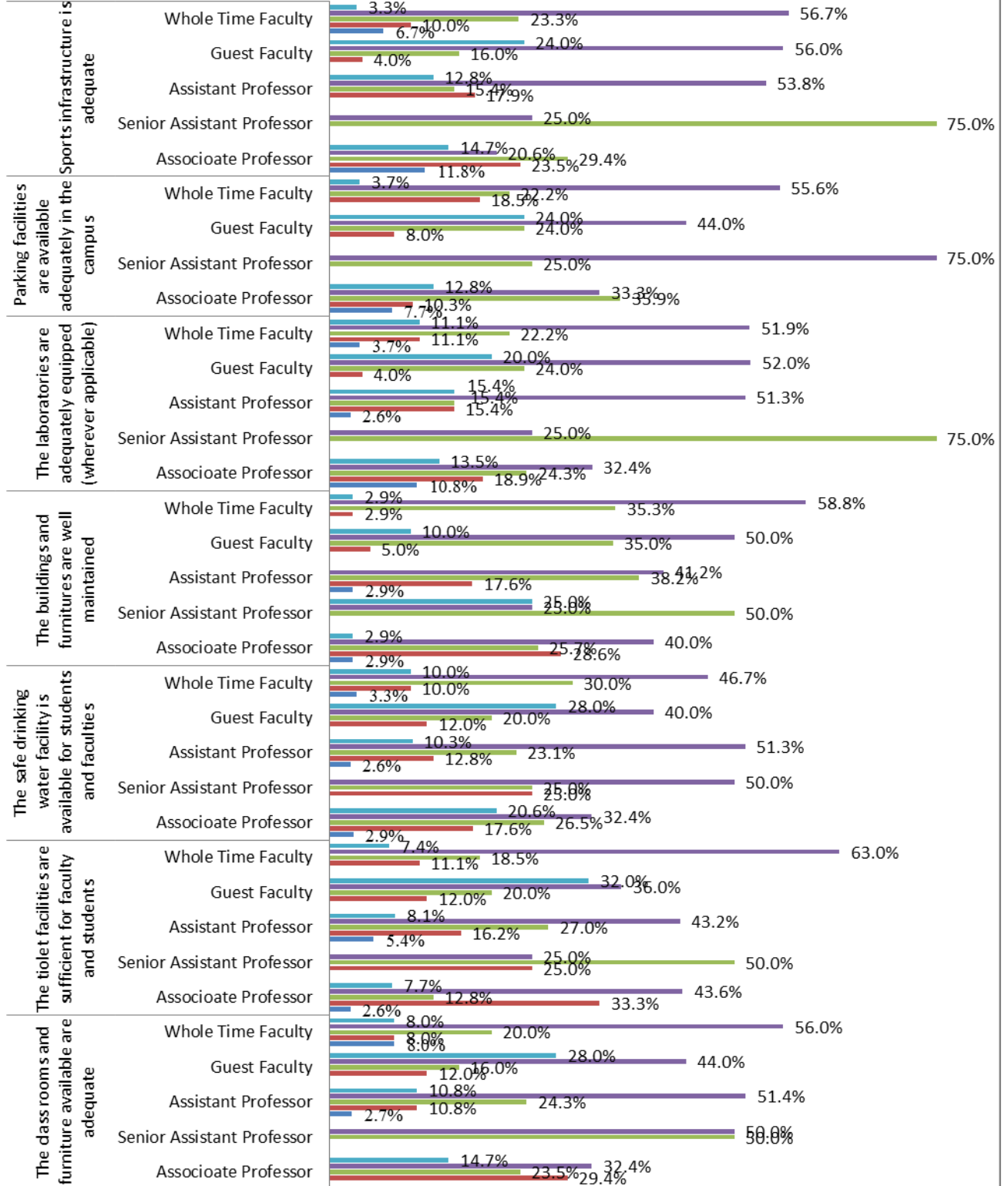
**Table 3: Infrastructure**

		<b>Strongly Disagree</b>	<b>Disagree</b>	<b>Neutral</b>	<b>Agree</b>	<b>Strongly Agree</b>	<b>Total</b>	
<b>The class rooms and furniture available are adequate</b>	Associate Professor	0	10	8	11	5	34	
		0.0%	29.4%	23.5%	32.4%	14.7%	100.0%	
	Senior Assistant Professor	0	0	2	2	0	4	
		0.0%	0.0%	50.0%	50.0%	0.0%	100.0%	
	Assistant Professor	1	4	9	19	4	37	
		2.7%	10.8%	24.3%	51.4%	10.8%	100.0%	
	Guest Faculty	0	3	4	11	7	25	
		0.0%	12.0%	16.0%	44.0%	28.0%	100.0%	
	Whole Time Faculty	2	2	5	14	2	25	
		8.0%	8.0%	20.0%	56.0%	8.0%	100.0%	
	<b>The toilet facilities are sufficient for faculty and students</b>	Associate Professor	1	13	5	17	3	39
			2.6%	33.3%	12.8%	43.6%	7.7%	100.0%
Senior Assistant Professor		0	1	2	1	0	4	
		0.0%	25.0%	50.0%	25.0%	0.0%	100.0%	
Assistant Professor		2	6	10	16	3	37	
		5.4%	16.2%	27.0%	43.2%	8.1%	100.0%	
Guest Faculty		0	3	5	9	8	25	
		0.0%	12.0%	20.0%	36.0%	32.0%	100.0%	
Whole Time Faculty		0	3	5	17	2	27	
		0.0%	11.1%	18.5%	63.0%	7.4%	100.0%	
<b>The safe drinking water facility is available for students and faculties</b>		Associate Professor	1	6	9	11	7	34
			2.9%	17.6%	26.5%	32.4%	20.6%	100.0%
	Senior Assistant Professor	0	1	1	2	0	4	
		0.0%	25.0%	25.0%	50.0%	0.0%	100.0%	
	Assistant Professor	1	5	9	20	4	39	
		2.6%	12.8%	23.1%	51.3%	10.3%	100.0%	
	Guest Faculty	0	3	5	10	7	25	
		0.0%	12.0%	20.0%	40.0%	28.0%	100.0%	

	Whole Time Faculty	1	3	9	14	3	30
		3.3%	10.0%	30.0%	46.7%	10.0%	100.0%
<b>The buildings and furniture are well maintained</b>	Associate Professor	1	10	9	14	1	35
		2.9%	28.6%	25.7%	40.0%	2.9%	100.0%
	Senior Assistant Professor	0	0	2	1	1	4
		0.0%	0.0%	50.0%	25.0%	25.0%	100.0%
	Assistant Professor	1	6	13	14	0	34
		2.9%	17.6%	38.2%	41.2%	0.0%	100.0%
	Guest Faculty	0	1	7	10	2	20
		0.0%	5.0%	35.0%	50.0%	10.0%	100.0%
Whole Time Faculty	0	1	12	20	1	34	
0.0%	2.9%	35.3%	58.8%	2.9%	100.0%		
<b>The laboratories are adequately equipped (wherever applicable)</b>	Associate Professor	4	7	9	12	5	37
		10.8%	18.9%	24.3%	32.4%	13.5%	100.0%
	Senior Assistant Professor	0	0	3	1	0	4
		0.0%	0.0%	75.0%	25.0%	0.0%	100.0%
	Assistant Professor	1	6	6	20	6	39
		2.6%	15.4%	15.4%	51.3%	15.4%	100.0%
	Guest Faculty	0	1	6	13	5	25
		0.0%	4.0%	24.0%	52.0%	20.0%	100.0%
Whole Time Faculty	1	3	6	14	3	27	
3.7%	11.1%	22.2%	51.9%	11.1%	100.0%		
<b>Parking facilities are available adequately in the campus</b>	Associate Professor	3	4	14	13	5	39
		7.7%	10.3%	35.9%	33.3%	12.8%	100.0%
	Senior Assistant Professor	0	0	1	3	0	4
		0%	0%	25%	75%	0%	100%
	Assistant Professor	0	1	8	23	5	37
		0.0%	2.7%	21.6%	62.2%	13.5%	100.0%
	Guest Faculty	0	2	6	11	6	25
		0.0%	8.0%	24.0%	44.0%	24.0%	100.0%
Whole Time Faculty	0	5	6	15	1	27	
0.0%	18.5%	22.2%	55.6%	3.7%	100.0%		
<b>Sports infrastructure is adequate</b>	Associate Professor	4	8	10	7	5	34
		11.8%	23.5%	29.4%	20.6%	14.7%	100.0%
	Senior Assistant Professor	0	0	3	1	0	4
		0.0%	0.0%	75.0%	25.0%	0.0%	100.0%
	Assistant Professor	0	7	6	21	5	39
		0.0%	17.9%	15.4%	53.8%	12.8%	100.0%
	Guest Faculty	0	1	4	14	6	25
		0.0%	4.0%	16.0%	56.0%	24.0%	100.0%
Whole Time Faculty	2	3	7	17	1	30	
6.7%	10.0%	23.3%	56.7%	3.3%	100.0%		

## Infrastructure

■ Strongly Agree   
 ■ Agree   
 ■ Neutral   
 ■ Disagree   
 ■ Strongly Disagree



**Table 4: Governance, Leadership and Management**

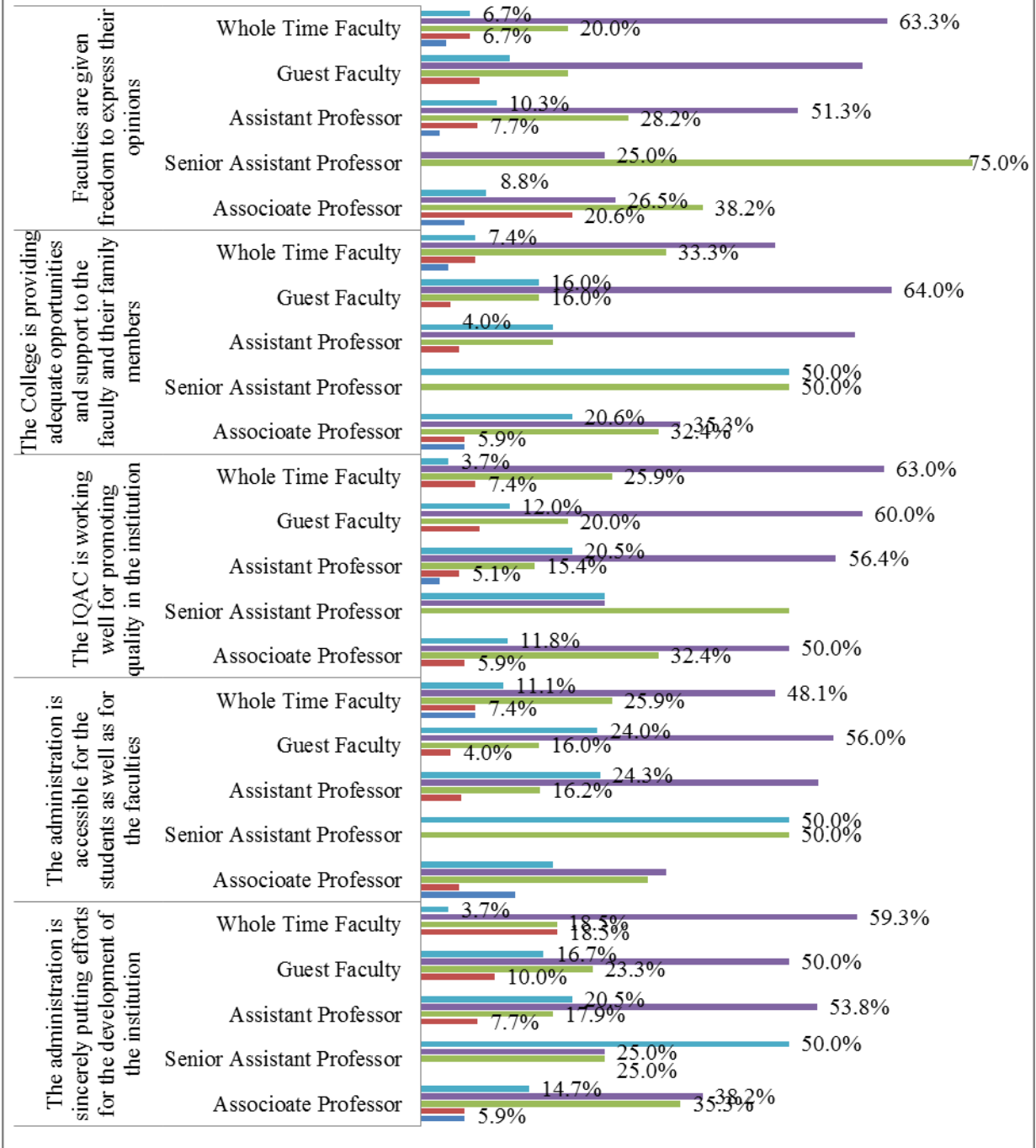
		<b>Strongly Disagree</b>	<b>Disagree</b>	<b>Neutral</b>	<b>Agree</b>	<b>Strongly Agree</b>	<b>Total</b>
<b>The administration is sincerely putting efforts for the development of the institution</b>	Associate Professor	2	2	12	13	5	34
		5.9%	5.9%	35.3%	38.2%	14.7%	100.0%
	Senior Assistant Professor	0	0	1	1	2	4
		0.0%	0.0%	25.0%	25.0%	50.0%	100.0%
	Assistant Professor	0	3	7	21	8	39
		0.0%	7.7%	17.9%	53.8%	20.5%	100.0%
	Guest Faculty	0	3	7	15	5	30
		0.0%	10.0%	23.3%	50.0%	16.7%	100.0%
Whole Time Faculty	0	5	5	16	1	27	
	0.0%	18.5%	18.5%	59.3%	3.7%	100.0%	
<b>The administration is accessible for the students as well as for the faculties</b>	Associate Professor	5	2	12	13	7	39
		12.8%	5.1%	30.8%	33.3%	17.9%	100.0%
	Senior Assistant Professor	0	0	2	0	2	4
		0.0%	0.0%	50.0%	0.0%	50.0%	100.0%
	Assistant Professor	0	2	6	20	9	37
		0.0%	5.4%	16.2%	54.1%	24.3%	100.0%
	Guest Faculty	0	1	4	14	6	25
		0.0%	4.0%	16.0%	56.0%	24.0%	100.0%
Whole Time Faculty	2	2	7	13	3	27	
	7.4%	7.4%	25.9%	48.1%	11.1%	100.0%	
<b>The IQAC is working well for promoting quality in the institution</b>	Associate Professor	0	2	11	17	4	34
		0.0%	5.9%	32.4%	50.0%	11.8%	100.0%
	Senior Assistant Professor	0	0	2	1	1	4
		0.0%	0.0%	50.0%	25.0%	25.0%	100.0%
	Assistant Professor	1	2	6	22	8	39
		2.6%	5.1%	15.4%	56.4%	20.5%	100.0%
	Guest Faculty	0	2	5	15	3	25
		0.0%	8.0%	20.0%	60.0%	12.0%	100.0%
Whole Time Faculty	0	2	7	17	1	27	
	0.0%	7.4%	25.9%	63.0%	3.7%	100.0%	
<b>The College is providing adequate opportunities and support to the faculty and their family members</b>	Associate Professor	2	2	11	12	7	34
		5.9%	5.9%	32.4%	35.3%	20.6%	100.0%
	Senior Assistant Professor	0	0	2	0	2	4
		0.0%	0.0%	50.0%	0.0%	50.0%	100.0%
	Assistant Professor	0	2	7	23	7	39
		0.0%	5.1%	17.9%	59.0%	17.9%	100.0%
	Guest Faculty	0	1	4	16	4	25
		0.0%	4.0%	16.0%	64.0%	16.0%	100.0%
Whole Time Faculty	1	2	9	13	2	27	
	3.7%	7.4%	33.3%	48.1%	7.4%	100.0%	

<b>Facilities of the sitting arrangements in the library</b>	Associate Professor	2	7	13	9	3	34
		5.9%	20.6%	38.2%	26.5%	8.8%	100.0%
	Senior Assistant Professor	0	0	3	1	0	4
		0.0%	0.0%	75.0%	25.0%	0.0%	100.0%
	Assistant Professor	1	3	11	20	4	39
		2.6%	7.7%	28.2%	51.3%	10.3%	100.0%
	Guest Faculty	0	2	5	15	3	25
		0.0%	8.0%	20.0%	60.0%	12.0%	100.0%
	Whole Time Faculty	1	2	6	19	2	30
		3.3%	6.7%	20.0%	63.3%	6.7%	100.0%



## Chart Title

■ Strongly Agree   
 ■ Agree   
 ■ Neutral   
 ■ Disagree   
 ■ Strongly Disagree



**CONCLUSION:**

In Circular Aspect, for the condition 'Relevance of the syllabus to the real life situations' Whole Time Faculty has agreed with the condition with a maximum of 70.6%

In Teaching, Learning and Evaluation Process, for the conditions 'Internal assessments are taking place as per schedule' Senior Assistant Professors has agreed with the condition with a maximum of 75%.

In Infrastructure, for the condition 'class rooms and furniture available are adequate' and 'safe drinking water facility is available for students and faculties', Senior Assistant Professors has agreed with the condition with a maximum of 75%.

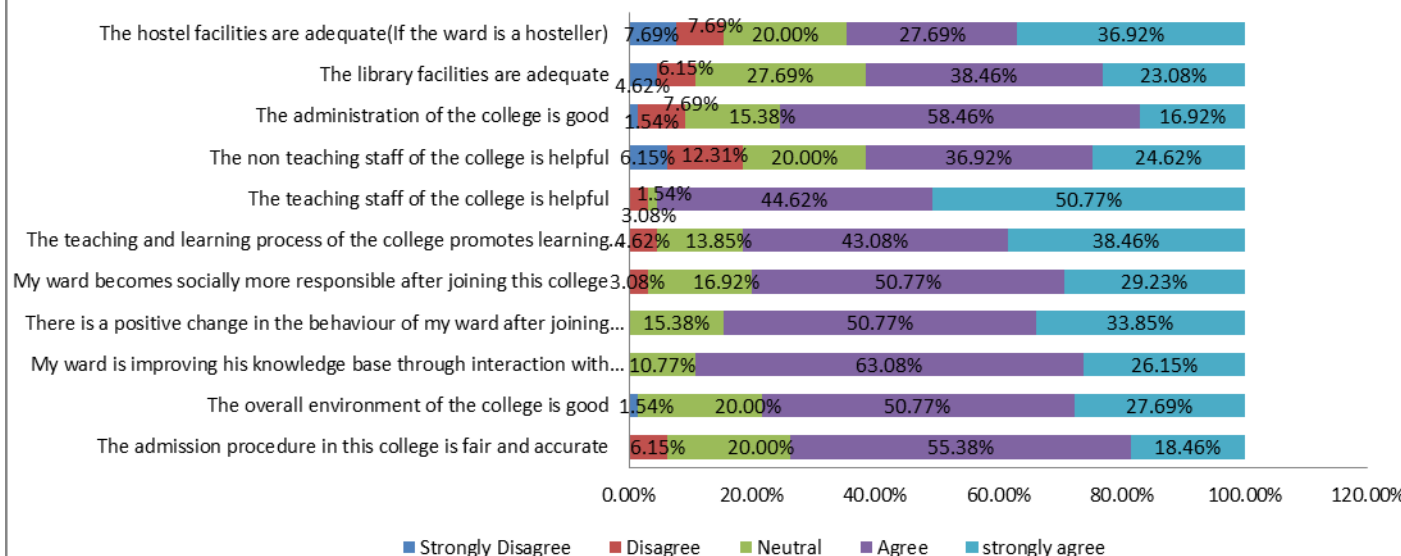
In Governance, Leadership and Management, for the condition 'College is providing adequate opportunities and support to the faculty and their family members' Senior Assistant Professors has Strongly agreed with the condition with a maximum of 75.

## GUARDIAN FEEDBACK ANALYSES (2012-13)

**Table 1: Rating of the Particulars as given by Guardians**

	<b>Strongly Disagree</b>	<b>Disagree</b>	<b>Neutral</b>	<b>Agree</b>	<b>Strongly Agree</b>	<b>Total</b>
<b>The admission procedure in this college is fair and accurate</b>	0	4	13	36	12	65
	0.00%	6.15%	20.00%	55.38%	18.46%	100.00%
<b>The overall environment of the college is good</b>	1	0	13	33	18	65
	1.54%	0.00%	20.00%	50.77%	27.69%	100.00%
<b>My ward is improving his knowledge base through interaction with the teachers of the college</b>	0	0	7	41	17	65
	0.00%	0.00%	10.77%	63.08%	26.15%	100.00%
<b>There is a positive change in the behavior of my ward after joining this college</b>	0	0	10	33	22	65
	0.00%	0.00%	15.38%	50.77%	33.85%	100.00%
<b>My ward becomes socially more responsible after joining this college</b>	0	2	11	33	19	65
	0.00%	3.08%	16.92%	50.77%	29.23%	100.00%
<b>The teaching and learning process of the college promotes learning experience of the students</b>	0	3	9	28	25	65
	0.00%	4.62%	13.85%	43.08%	38.46%	100.00%
<b>The teaching staff of the college is helpful</b>	0	2	1	29	33	65
	0.00%	3.08%	1.54%	44.62%	50.77%	100.00%
<b>The non-teaching staff of the college is helpful</b>	4	8	13	24	16	65
	6.15%	12.31%	20.00%	36.92%	24.62%	100.00%
<b>The administration of the college is good</b>	1	5	10	38	11	65
	1.54%	7.69%	15.38%	58.46%	16.92%	100.00%
<b>The library facilities are adequate</b>	3	4	18	25	15	65
	4.62%	6.15%	27.69%	38.46%	23.08%	100.00%
<b>The hostel facilities are adequate(If the ward is a hosteller)</b>	5	5	13	18	24	65
	7.69%	7.69%	20.00%	27.69%	36.92%	100.00%

### Gaurdian's Ratings for the year 2012-13



❖ **The admission procedure in this college is fair and accurate:**

For the condition ‘The admission procedure in this college is fair and accurate’, the Guardians agree with 55.38% and 20.00% are neutral, remaining are negligible.

❖ **The overall environment of the college is good:**

For the condition ‘The overall environment of the college is good’, the Guardians agree with 50.77% and 27.69% of them strongly agree, remaining are negligible.

❖ **My ward is improving his knowledge base through interaction with the teachers of the college:**

The Guardians agree with 63.08% and 26.15% strongly agree to the condition ‘My ward is improving his knowledge base through interaction with the teachers of the college’, remaining are negligible.

❖ **There is a positive change in the behavior of my ward after joining this college:**

For the condition ‘There is a positive change in the behavior of my ward after joining this college’, the Guardians agree with 50.77% and 33.85% strongly agree, remaining are negligible.

❖ **My ward becomes socially more responsible after joining this college:**

About 50.77% and 29.23% of Guardians respectively agree and strongly agree to the condition ‘My ward becomes socially more responsible after joining this college’, remaining are negligible.

❖ **The teaching and learning process of the college promotes learning experience of the students:**

For the condition ‘The teaching and learning process of the college promotes learning experience of the students’, the percentage of Guardian who agrees and strongly agrees are 50.77% and 29.23% respectively, remaining are negligible.

❖ **The teaching staff of the college is helpful:**

For the condition 'The teaching staff of the college is helpful' the Guardians agree with 43.08% and 38.46% are strongly agree, remaining are negligible.

❖ **The non-teaching staff of the college is helpful:**

For the condition 'The non-teaching staff of the college is helpful', the Guardians agree with 44.62% and 50.77% are strongly agree, remaining are negligible.

❖ **The administration of the college is good:**

For the condition 'The administration of the college is good', the Guardians agree with 58.46% and 36.92% are strongly agree, remaining are negligible.

❖ **The library facilities are adequate:**

For the condition 'The library facilities are adequate', the Guardians agree with 38.46% and 27.69% are neutral, remaining are negligible.

❖ **The hostel facilities are adequate(If the ward is a hosteller):**

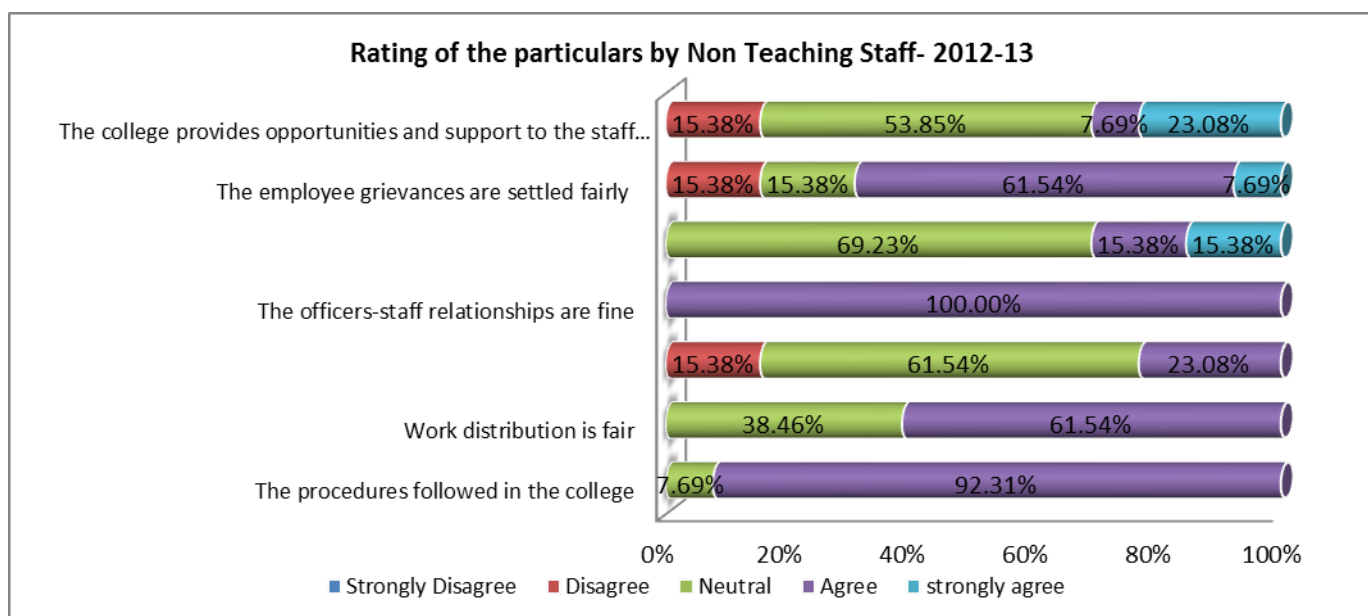
For the condition 'The hostel facilities are adequate (If the ward is a hosteller)', the Guardians agree with 38.46% and 27.69% are neutral, remaining are negligible.

**CONCLUSION:**

In the year 2012-13, more than 50% guardians agree to the conditions 'The admission procedure in this college is fair and accurate', 'The overall environment of the college is good', 'My ward is improving his knowledge base through interaction with the teachers of the college', 'There is a positive change in the behaviour of my ward After joining this college', 'My ward becomes socially more responsible after joining this college', and 'The administration of the college is good'. Also about 50.77% guardians strongly agree to the condition 'The teaching staff of the college is helpful'.

**NON-TEACHING FEEDBACK ANALYSES (2012-2013)**  
**Table 3: Percentage of Ratings given by Non- Teaching Staff**

	Strongly Disagree	Disagree	Neutral	Agree	strongly agree	Total
The procedures followed in the college	0	0	1	12	0	13
	0.00%	0.00%	7.69%	92.31%	0.00%	100.00%
Work distribution is fair	0	0	5	8	0	13
	0.00%	0.00%	38.46%	61.54%	0.00%	100.00%
The infrastructure facilities are supporting the work environment	0	2	8	3	0	13
	0.00%	15.38%	61.54%	23.08%	0.00%	100.00%
The officers-staff relationships are fine	0	0	0	13	0	13
	0.00%	0.00%	0.00%	100.00%	0.00%	100.00%
The employees have the opportunity to contribute for process of development	0	0	9	2	2	13
	0.00%	0.00%	69.23%	15.38%	15.38%	100.00%
The employee grievances are settled fairly	0	2	2	8	1	13
	0.00%	15.38%	15.38%	61.54%	7.69%	100.00%
The college provides opportunities and support to the staff and their family members	0	2	7	1	3	13
	0.00%	15.38%	53.85%	7.69%	23.08%	100.00%



❖ **The procedures followed in the college:**

For the conditions The procedures followed in the college, the Non-Teaching agree with 92.31% and 7.69% are Neutral, remaining are negligible.

❖ **Work distribution is fair:**

For the conditions Work distribution is fair, the Non-Teaching agree with 61.54% and 38.46% are Neutral, remaining are negligible.

❖ **The infrastructure facilities are supporting the work environment:**

For the conditions The infrastructure facilities are supporting the work environment, the Non-Teaching Neutral with 61.54% and 23.08% are Agree, remaining are negligible.

❖ **The officers-staff relationships are fine:**

For the conditions the officers-staff relationships are fine, the Non-Teaching Agree with 100% and remaining are negligible.

❖ **The employees have the opportunity to contribute for process of development:**

For the conditions the employees have the opportunity to contribute for process of development, the Non-Teaching Neutral with 69.23% and 15.38% are Strongly Agree and Agree, remaining are negligible.

❖ **The employee grievances are settled fairly:**

For the conditions the employee grievances are settled fairly, the Non-Teaching Agree with 61.54% and 15.38% are Disagree and Neutral, remaining are negligible.

❖ **The college provides opportunities and support to the staff and their family members:**

For the conditions the college provides opportunities and support to the staff and their family members, the Non-Teaching agree with 53.85% and 23.08% are Strongly Agree, remaining are negligible.

## **CONCLUSION:**

In the year 2012-13, all Non-Teaching members agree to the condition that 'The office staff relationships are fine' (100%). However 92.31% of them agreed to the condition that 'The procedures followed in the college'. Also more than 50% of Non-Teaching members remain neutral towards the conditions that 'the infrastructure facilities are supporting the work environment', 'the employees have the opportunity to contribute for the process of development' and 'the college provides opportunities and support to the staff and their family members'.

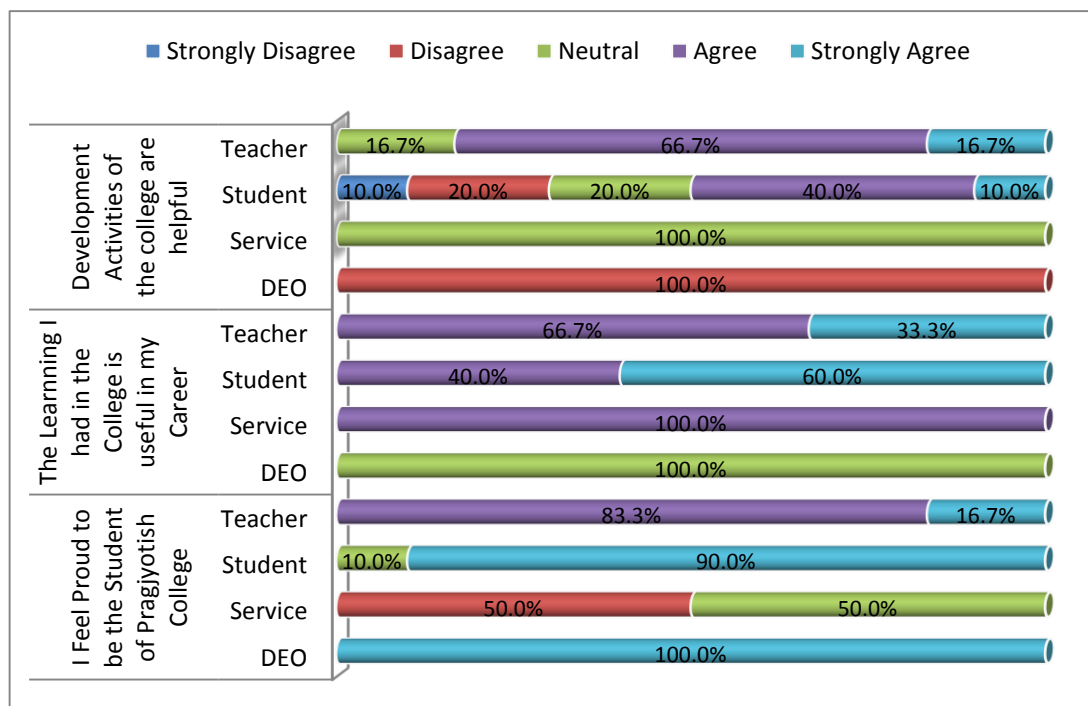
## ALUMNI FEEDBACK ANALYSES (2012-13)

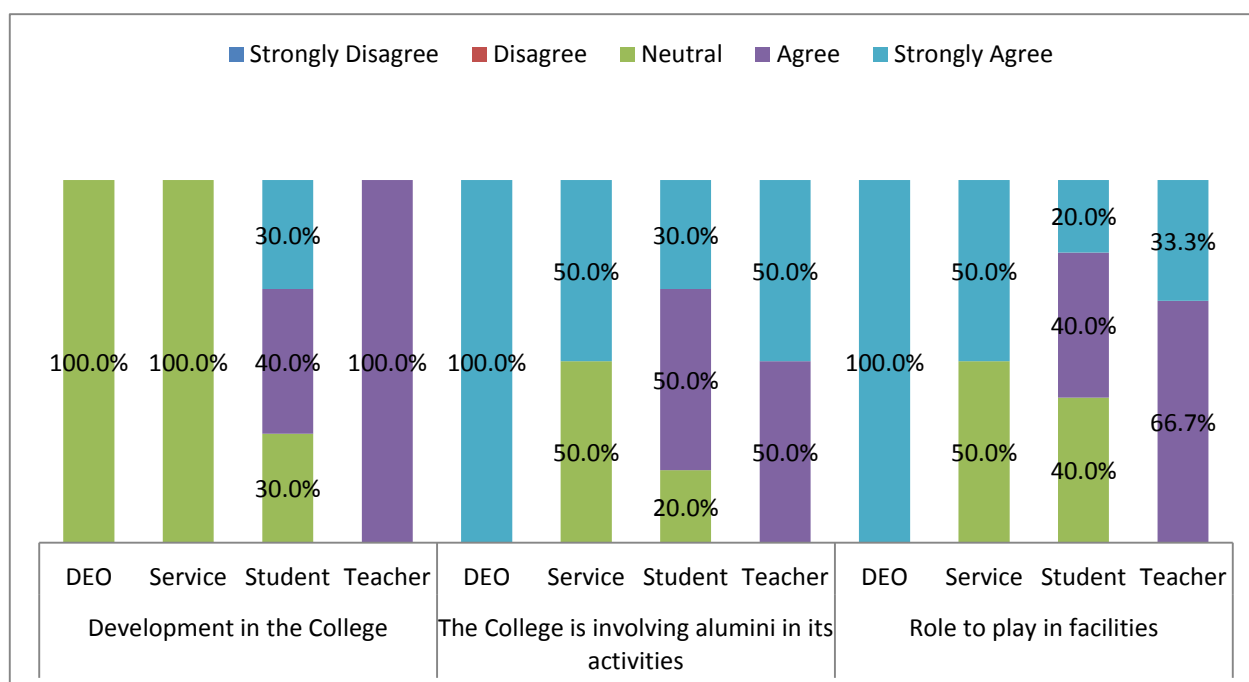
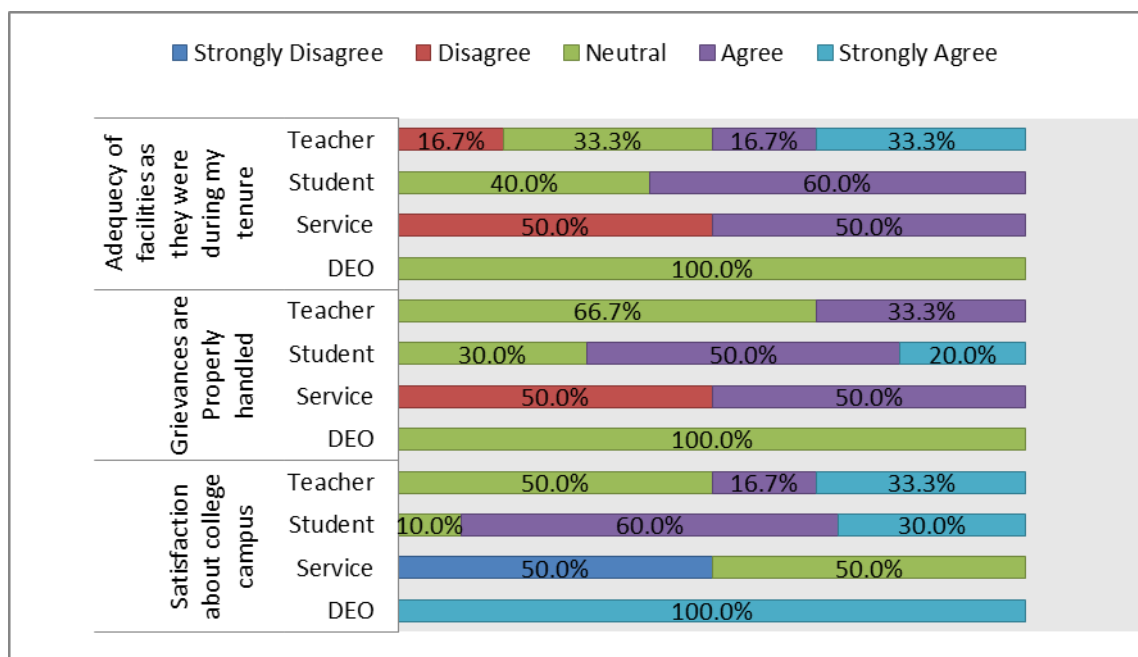
### Rating of the particulars as given by Alumni

		Strongly Disagree	Disagree	Neutral	Agree	Strongly Agree	Total
<b>I Feel Proud to be the Students</b>	DEO	0	0	0	0	1	1
		0.0%	0.0%	0.0%	0.0%	100.0%	100.0%
	Service	0	1	1	0	0	2
		0.0%	50.0%	50.0%	0.0%	0.0%	100.0%
	Student	0	0	1	0	9	10
		0.0%	0.0%	10.0%	0.0%	90.0%	100.0%
Teacher	0	0	0	5	1	6	
	0.0%	0.0%	0.0%	83.3%	16.7%	100.0%	
<b>The Learning I had in the College is useful in my Career</b>	DEO	0	0	1	0	0	1
		0.0%	0.0%	100.0%	0.0%	0.0%	100.0%
	Service	0	0	0	2	0	2
		0.0%	0.0%	0.0%	100.0%	0.0%	100.0%
	Student	0	0	0	4	6	10
		0.0%	0.0%	0.0%	40.0%	60.0%	100.0%
Teacher	0	0	0	4	2	6	
	0.0%	0.0%	0.0%	66.7%	33.3%	100.0%	
<b>Development Activity</b>	DEO	0	1	0	0	0	1
		0.0%	100.0%	0.0%	0.0%	0.0%	100.0%
	Service	0	0	2	0	0	2
		0.0%	0.0%	100.0%	0.0%	0.0%	100.0%
	Student	1	2	2	4	1	10
		10.0%	20.0%	20.0%	40.0%	10.0%	100.0%
Teacher	0	0	1	4	1	6	
	0.0%	0.0%	16.7%	66.7%	16.7%	100.0%	
<b>Satisfaction</b>	DEO	0	0	0	0	1	1
		0.0%	0.0%	0.0%	0.0%	100.0%	100.0%
	Service	1	0	1	0	0	2
		50.0%	0.0%	50.0%	0.0%	0.0%	100.0%
	Student	0	0	1	6	3	10
		0.0%	0.0%	10.0%	60.0%	30.0%	100.0%
Teacher	0	0	3	1	2	6	
	0.0%	0.0%	50.0%	16.7%	33.3%	100.0%	
<b>Grivances</b>	DEO	0	0	1	0	0	1
		0.0%	0.0%	100.0%	0.0%	0.0%	100.0%
	Service	0	1	0	1	0	2
		0.0%	50.0%	0.0%	50.0%	0.0%	100.0%
	Student	0	0	3	5	2	10
		0.0%	0.0%	30.0%	50.0%	20.0%	100.0%
Teacher	0	0	4	2	0	6	
	0.0%	0.0%	66.7%	33.3%	0.0%	100.0%	
<b>Adequcy of facilities as they were during my tenure</b>	DEO	0	0	1	0	0	1
		0.0%	0.0%	100.0%	0.0%	0.0%	100.0%
	Service	0	1	0	1	0	2
		0.0%	50.0%	0.0%	50.0%	0.0%	100.0%
	Student	0	0	4	6	0	10
		0.0%	0.0%	40.0%	60.0%	0.0%	100.0%
Teacher	0	1	2	1	2	6	
	0.0%	16.7%	33.3%	16.7%	33.3%	100.0%	
<b>Development in the College</b>	DEO	0	0	1	0	0	1
		0.0%	0.0%	100.0%	0.0%	0.0%	100.0%
Service	0	0	2	0	0	2	



	Student	0.0%	0.0%	100.0%	0.0%	0.0%	100.0%	
		0	0	3	4	3	10	
	Teacher	0.0%	0.0%	30.0%	40.0%	30.0%	100.0%	
		0	0	0	6	0	6	
	<b>The College in involving alumni in its activities</b>	DEO	0.0%	0.0%	0.0%	100.0%	0.0%	100.0%
			0	0	0	0	1	1
Service		0.0%	0.0%	0.0%	0.0%	100.0%	100.0%	
		0	0	1	0	1	2	
Student		0.0%	0.0%	50.0%	0.0%	50.0%	100.0%	
		0	0	2	5	3	10	
Teacher		0.0%	0.0%	20.0%	50.0%	30.0%	100.0%	
		0	0	0	3	3	6	
<b>Role to play in facilities</b>		DEO	0.0%	0.0%	0.0%	50.0%	50.0%	100.0%
			0	0	0	0	1	1
		Service	0.0%	0.0%	0.0%	0.0%	100.0%	100.0%
			0	0	1	0	1	2
	Student	0.0%	0.0%	50.0%	0.0%	50.0%	100.0%	
		0	0	4	4	2	10	
	Teacher	0.0%	0.0%	40.0%	40.0%	20.0%	100.0%	
		0	0	0	4	2	6	
			0.0%	0.0%	0.0%	66.7%	33.3%	100.0%





**A. I Feel Proud to be the Student of Pragjyotish College:**

- Among DEO's, about 100% strongly agree that 'I Feel Proud to be the Student of Pragjyotish college' and remaining are negligible.
- 50% of Services have disagreed as well as remain neutral towards the same condition.
- The percentages of Students who are neutral and strongly agree to this condition are 10.0% and 90.0% respectively
- Again, among Teachers, about 16.7% strongly agrees and 83.3% agrees to the above condition.

**B. The Learning I had in the College is useful in my Career:**

- Among DEO's, all are neutral to the condition that 'The Learning I had in the College is useful in my Career' and remaining are negligible.

- 100% of Services are also agrees to the same condition.
  - About 40.0% and 60.0% of Student have agreed and strongly agreed to the above condition.
  - Again, among Teachers, about 66.7% have agrees and 33.3% strongly agrees to the condition.
- C. Development Activities Organized by the College for My Overall Development are Helpful:**
- Among DEO's, about 100% disagree to the above condition and remaining are negligible.
  - 100% of Services remained neutral towards the same condition.
  - About 10.0% of Students have strongly disagreed and strongly agreed to this condition. Also 20.0% of them have both disagreed and neutral and 40.0% have agreed to the same condition.
  - Again, among Teachers, about 16.7% are neutral, 66.7% agrees and 16.7% strongly agrees to the above condition.
- D. Satisfaction about the College Campus Environment :**
- Among DEO's, all are strongly agree that "Satisfaction about the College Campus Environment" and remaining are negligible.
  - 50% of Services are both neutral and strongly disagree to the same condition.
  - The percentages of Students who remains neutral, agree and strongly agree to this condition are 10.0%, 60.0% and 30.0% respectively
  - Again, among Teachers, about 50.0% are neutral, 16.7% agrees and 33.3% strongly agrees to the above condition.
- E. Grievances are Properly Handled at the College:**
- Among DEO's, about 100% are neutral that 'Grivances are properly handled at the college' and remaining are negligible.
  - 50% of Services are both disagree and agree to the same condition.
  - The percentages of Students who are neutral, agree and disagree to this condition are 30.0%, 50.0% and 20.0% respectively.
  - Again, among Teachers, about 66.7% are neutral and 33.3% agrees to the condition.
- F. Adequacy of Facilities as they were during my tenure as a Student at the College:**
- Among DEO's, all are neutral to the given condition and remaining are negligible.
  - 50% of Services are both disagree and agree to the given condition and remaining is negligible.
  - The percentages of Students who are neutral and agree to this condition are 40.0%, and 60.0% respectively.
  - Again, 16.7% of Teachers are both disagree and agree to this condition and 33.3% of them remains neutral and strongly agree to the above condition.
- G. Development in the College in recent years are Appreciative:**
- Among DEO's, about 100% remain neutral that 'Development in the College in recent years are appreciative' and remaining are negligible.
  - 100% of Services are neutral to the above condition.
  - The percentages of Students who are neutral, agree and strongly agree to this condition are 30.0%, 40.0% and 30.0% respectively
  - Again, among Teachers, all of them, that is 100% agrees to the given condition.
- H. The College is involving Alumni in its Activities:**
- Among DEO's, about 100% strongly agree that 'The College is involving alumni in its activities' and remaining are negligible.
  - 50% of Services are both neutral and strongly agree to the above condition and remaining is negligible.

- About 20.0% of Students are neutral and 50.0% agrees and 30.0% strongly agrees to this condition.
- The percentage of Teachers who agrees and strongly agrees to this condition is same, i.e., 50.0%.

**I The Alumni have a Role to Play in Financially Strengthening of the College:**

- All DEO's strongly agree to the condition that 'the alumni have a role to play in financially strengthening of the college' and remaining are negligible.
- 50% of Services are both neutral and strongly agree to the same condition.
- The percentage of Students who are both neutral and agree is 40.0% and about 20.0% of them have strongly agreed to this condition.
- Again, among Teachers, about 66.7% have agreed and 33.3% have strongly agreed to the given condition.

**CONCLUSION:**

Of all the above conditions, the maximum percentage of ALUMINI in our College have agreed only for the conditions I Feel Proud to be a student of Pragjyotish college, The Learning I had in the College is useful in my Career, Development in the college and Role to play in financial Strengthening of the college.

## **Annexure III**

### **BEST PRACTICES**

#### **Best Practice 1:**

**Title:** Teaching Science in nearby Secondary School

**Goal:** To improve the quality of teaching learning process in secondary level by showing some interesting fact.

**Context:** The basis of Indian education system lies in the elementary level. However, scientific thinking and motivation start from Secondary level. As per as the education system and the adequate facility is concerned, many secondary schools are not up to the mark of the basic standard required for teaching science, as maximum scientific facts based on experiment. Apart from that experiment as well as some demonstrations make the students interested and motivated to learn science.

**The Practice:** Some of the departments used to visit nearby schools and deliver lectures and show some experimental facts in the classrooms. The Department of Physics adopted a school in the nearby Maloibari village in Khetri in collaboration with IQAC and Indian Association of Physics Teacher (IAPT) RC-17.

**Evidences of Success:** It is difficult to assess the success of these programs, however, the students witnessed the simple basic science concept and motivated with live demonstration. They could also grasp the science behind each experiment.

**Problem encountered:** Lack of financial support to show extensive and interesting experiment in the school. Time constraint due to heavy class load during semesters of the college teacher makes it difficult to visit more schools and show experiments. Due to non-availability of adequate facility in the secondary school continuous effort could not be made in this regard. The science teacher should also be trained to teach science more effectively.

## **Best Practice 2:**

**Title:** Collecting Feedback from various stakeholders.

**Goal:** To evaluate the overall progress in teaching-learning and administrative process.

**Context:** Taking feedback from all stakeholders plays an important role in evaluating the overall progress and finds the voids on the system. Feedback from different angle helps in all round development of the system. Preparation of feedback form is also crucial where all the possible attributes have to be included for different stakeholders. Effective feedback has benefits for both the giver and the receiver to take important decisions. Constructive feedback clarifies the expectations and helps the institution to modify and faculty to re-visit the teaching learning process.

**The Practice:** Different feedback forms for various stakeholders (Student, Faculty, Alumni and Staff etc.) are prepared. Criteria based on the expectation of different stakeholders are prepared. Feedbacks are taken in five point scale. The responses are analysed and results are attached in the Annexure II.

**Evidences of Success:** Analyses as well as implementation of some suggestions has been done. An overall development has been observed in the college campus. Active participation of various stakeholders in feedback mechanism and fruitful suggestions has been observed. The college authority has been trying to improve the system.

**Problem Encountered:** Some non-productive feedbacks are also received, like the students having practical subjects hesitate to give the correct opinion. Maintenance of confidentiality is necessary for feedback system and analyses.